



Learning, Culture & Children's Services Service Plan Report, Monitor 1 2007 – 2008

Contents:

Financial Monitoring Reports

Children's Services Portfolio Summary

Strategic Management

School Asset Rents & Rates

School Contacts

School Delegated and Devolved Funding

Dedicated Schools Grant

Service Plan & Budget Monitoring Reports

Education Development Service

CPD (Training and Development) Service

School Governance Service

Children and Families

Special Education Needs

Educational Welfare

The Youth Service

Early Years and Extended Schools

Adult and Community Education

Arts and Culture

Sports and Active Leisure

Access

Finance

Human Resources

Information Technology

Management Information Service

Planning and Resources

<u>Children's Services Portfolio Summary</u>	
	£000
2007/08 Original Estimate (Net Cost)	25,990
Approved Changes:	
• NNDR Budget Adjustments (Corporate)	- 18
Director's Delegated Virements:	
• Allocation of residual budgets following Arts & Culture restructure	+ 1
• Additional interest on capital grants allocated to LCCS NR	+ 50
• British Association Science Festival - to Arts & Culture (Leisure) NR	- 35
2007/08 Latest Approved Budget (Net Cost)	25,989

2006/07 Latest Approved Budget	
	£000
Employees	19,255
Premises	4,445
Transport	2,887
Supplies & Services	14,293
Miscellaneous:	
Recharges	11,821
Delegated / Devolved	90,983
Other	3,639
Capital Financing	5,997
Gross Cost	153,319
Less Income	127,330
Net Cost	25,989

<u>Summary of Service Plan Variations from the Approved Budget:</u>	Latest Approved Budget	Net Variation General		Projected Outturn Expenditure	Variation %
		Fund	DSG		
	£000	£000	£000	£000	
<u>Children & Families</u>					
Children's Social Care	9,920	+ 313		10,233	+ 3.2%
Education Welfare Service	375	0		375	-
Local Safeguarding Children Board	45	0		45	-
Special Educational Needs	4,236	0	- 148	4,088	- 3.5%
Youth Offending Team	189	0		189	-
<u>Lifelong Learning & Culture</u>					
Adult & Community Education	-13	0		- 13	-
Arts & Culture (Education)	355	0		355	-
<u>Partnerships & Early Intervention</u>					
Children's Trust (YorOK)	78	0		78	-
Early Years & Extended Schools (Education)	2,590	0	+ 288	2,878	+ 11.1%
Integrated Children's Centres	0	0		0	n/a
Youth Service	1,582	0		1,582	-
<u>Resource Management</u>					
Access Services	2,969	+ 96		3,065	+ 3.2%
Financial Services (LCCS)	1,260	- 75		1,185	- 6.0%
Human Resources	606	+ 2		608	+ 0.3%
ICT Client Services	251	0		251	-
Management Information Service	269	0		269	-
Planning & Resources	382	- 20		362	- 5.2%
Strategic Management	1,185	+ 55		1,240	+ 4.6%
<u>School Improvement & Staff Development</u>					
Behaviour Support Service	1,359	0	+ 6	1,365	- 0.4%
Education Development Service	2,477	0		2,477	-
Governance Service	72	0		72	-
Training & Development Unit	348	0		348	-
Traveller Education & Ethnic Minority Service	255	0		255	-
<u>School Funding & Contacts</u>					
School Asset Rents & Rates	5,920	0		5,920	-
School Contacts	-17	0		- 17	-
School Delegated and Devolved Funding	73,239	0	+ 165	73,404	+ 0.2%
<u>Dedicated Schools Grant (Income Only Budget)</u>	-83,942		- 165	- 84,107	- 0.2%
Children's Services Portfolio Total	25,989	+ 371	+ 146	26,506	+ 2.0%

Section B: Budget

<u>Strategic Management</u>		2007/08 Latest Approved Budget	
	£000		£000
2007/08 Original Estimate (Net Cost)	1,170	Employees	694
<u>Approved Changes:</u>		Premises	0
		Transport	5
		Supplies & Services	52
<u>Director's Delegated Virements:</u>		Miscellaneous:	
• Additional interest on capital grants allocated to LCCS NR	+ 50	Recharges	693
• British Association Science Festival - to Arts & Culture (Leisure) NR	- 35	Delegated / Devolved	1
		Other	-90
		Capital Financing	0
		Gross Cost	1,356
		Less Income	170
2007/08 Latest Approved Budget (Net Cost)	1,185	Net Cost	1,185

Significant Variations from the Approved Budget:		
• Based on the outturn position for 2006/07 there is likely to be a significant shortfall in the YPO dividend income budget in 2007/08.		+ 20
• Balance of the £90k Management Challenge saving yet to be realised. The on-going saving from the restructure of LCCS is expected to be £70k pa leaving £20k of on-going savings still to be found. In 2007/08 the part year saving has been offset by higher than budgeted recruitment advertising and consultants costs.		+ 35
Projected Net Outturn Expenditure		1,240
Overall Net Variation from the Approved Budget		+ 55
Percentage Net Variation from the Approved Budget		+ 4.6%

Section B: Budget

<u>School Asset Rents & Rates</u>		2007/08 Latest Approved Budget	
	£000		£000
2007/08 Original Estimate (Net Cost)	5,920	Employees	0
<u>Approved Changes:</u>		Premises	1,132
		Transport	0
		Supplies & Services	185
		Miscellaneous:	
		Recharges	0
		Delegated / Devolved	0
		Other	0
<u>Director's Delegated Virements:</u>		Capital Financing	5,735
		Gross Cost	7,052
		Less Income	1,132
2007/08 Latest Approved Budget (Net Cost)	5,920	Net Cost	5,920

Significant Variations from the Approved Budget:

- No significant variations to report.

Projected Net Outturn Expenditure	5,920
Overall Net Variation from the Approved Budget	0
Percentage Net Variation from the Approved Budget	0%

Section B: Budget

<u>School Contacts</u>	£000	2007/08 Latest Approved Budget	
2007/08 Original Estimate (Net Cost)	- 17		£000
<u>Approved Changes:</u>		Employees	55
		Premises	2,839
		Transport	1
		Supplies & Services	1,246
		Miscellaneous:	
		Recharges	751
		Delegated / Devolved	89
		Other	279
<u>Director's Delegated Virements:</u>		Capital Financing	0
		Gross Cost	5,261
		Less Income	5,278
2007/08 Latest Approved Budget (Net Cost)	- 17	Net Cost	- 17

Significant Variations from the Approved Budget:	
• No significant variations to report.	
Projected Net Outturn Expenditure	- 17
Overall Net Variation from the Approved Budget	0
Percentage Net Variation from the Approved Budget	0%

Section B: Budget

<u>School Delegated and Devolved Funding</u>		2007/08 Latest Approved Budget	
	£000		£000
2007/08 Original Estimate (Net Cost)	73,239	Employees	0
<u>Approved Changes:</u>		Premises	0
		Transport	0
		Supplies & Services	0
		Miscellaneous:	
		Recharges	26
		Delegated / Devolved	85,422
		Other	0
<u>Director's Delegated Virements:</u>		Capital Financing	0
		Gross Cost	85,448
		Less Income	12,209
2007/08 Latest Approved Budget (Net Cost)	73,239	Net Cost	73,239

Significant Variations from the Approved Budget:	
<ul style="list-style-type: none"> £350k was set aside within the Schools Specific Contingency budget to help support the West of York secondary review in 2006/07. As both closing schools ended 2006/07 with positive revenue balances not all of the contingency was required. £165k has been carried forward into 2007/08 under the DSG regulations and added to the provision already included in the 2007/08 budget. As a consequence a budget virement of £165k is required between the DSG c/f budget and the Schools Specific Contingency budget. 	+ 165
Projected Net Outturn Expenditure	73,404
Overall Net Variation from the Approved Budget	+ 165
Percentage Net Variation from the Approved Budget	+ 0.2%

Section B: Budget

<u>Dedicated Schools Grant</u>		2007/08 Latest Approved Budget	
	£000		£000
2007/08 Original Estimate (Net Cost)	- 83,942	Employees	0
<u>Approved Changes:</u>		Premises	0
		Transport	0
		Supplies & Services	0
		Miscellaneous:	
		Recharges	0
		Delegated / Devolved	0
		Other	0
<u>Director's Delegated Virements:</u>		Capital Financing	0
		Gross Cost	0
		Less Income	83,942
2007/08 Latest Approved Budget (Net Cost)	- 83,942	Net Cost	- 83,942

Significant Variations from the Approved Budget:		
<ul style="list-style-type: none"> The number of pupil numbers used in the calculation of the DSG for 2007/08 has now been fixed by the DCSF (the original estimate of the grant was based on pupil estimates prior to final confirmation of PLASC numbers, early years numbers and other data). The confirmed figures are 27 fte pupils lower than the estimates (23,053, down from 23,080, or 0.1% lower). Each fte pupil generates £3,614 resulting in £98k less grant than originally estimated. The Schools Forum (in line with DCSF guidelines) has already agreed to carry this funding deficit forward to 2008/09. 	+ 98	
<ul style="list-style-type: none"> The carry forward of unspent DSG from 2006/07 was £598k compared to an estimated carry forward of £533k. Of this though £165k was in relation to the West of York secondary review and will still be required in 2007/08 requiring a sum of £165k to be vired to the Schools Specific Contingency budget. As a consequence the Schools Forum (in line with DCSF guidelines) has already agreed to carry an additional deficit of £100k forward to 2008/09 	- 65	
<ul style="list-style-type: none"> As a result of the two variations set out above the Schools Forum has agreed a revised deficit carry forward in to 2008/09 of £198k. 	- 198	
Projected Net Outturn Expenditure		- 84,107
Overall Net Variation from the Approved Budget		- 165
Percentage Net Variation from the Approved Budget		+ 0.2%

Service: School Improvement & Staff Development
Service Manager: Jenny Vickers

Section A: Service Plan Initiatives and Actions

1. Achievements.

- Secure transition arrangements have been put in place to ensure high quality leadership within the service and continuing good relationships with schools.
- Significant progress has been made in addressing the needs of young people educated other than at school. Restructuring of provision and services underpinned by a review of curriculum and teaching and learning styles has secured a better foundation from which to move forward. There is still considerable work to be done, but the support is in place to improve what is available for some of the most disaffected young people.
- Good arrangements are in place to support leadership and management development across the primary and secondary phases. The strategy is closely aligned with the City of York Council policy on succession planning and will be supported by a grant of £22,500 from the NCSL.
- The evaluation of the Intensifying Support Programme (ISP) demonstrates the many benefits that staff and children have gained from it. Valuable lessons learned from the planning, implementation and evaluation of this intervention programme will inform others.
- The emotional, well-being and resilience priority has made significant progress this year. It will gain further momentum over the next academic year due to additional consultancy time and the headteacher/Chair of Governors September seminar which will focus on this area with a national expert leading on it.
- Very good progress made in school-based assessment in all primary schools. This was reflected in the high quality of the Foundation Stage and Key Stage 1 moderation this summer. There is still further work to do with secondary schools where consistency is not as good.
- The School Improvement Programme (SIP) will be completed in September with the final cohort. Feedback from the National Strategy directions has been excellent. Planning, implementation and quality assurance has been highly praised.
- The Able, Gifted and Talented strategy has gathered momentum through the year, culminating in a successful Summer School and the very well received Independent and State School Partnership (ISSP).
- Early results indicate some improvement in science across all key stages. The good work started this year to support achievement in the primary phase will be further developed next year.
- Skills and knowledge in the use of new technologies of all team members and school staff has improved significantly this year. Particularly good advances have been made in the use of Whiteboard technology. The work of York schools is considered to be amongst the best in the country.
- Provision and outcomes in Early Years settings has improved considerably. Schools have responded well to the work of the Early Years adviser and consultant. Improved quality is evident.
- Quality assurance systems for ensuring good quality provision in the network of Children's Centres is on track.
- The web-based prospects of the 14-19 curriculum provision is on track for full access in September.
- A training programme for the introduction of Functional Skills has been started and will continue over the next academic year.

2. Actions planned but not completed. Commentary

- Plans are in place for locality working from September. This will need careful monitoring to ensure it is having a positive impact. Lead locality advisers will take on this role.
 - Further work is needed to support improvement in provision at the Pupil Referral Unit.
-

Section B: Budget

<u>Education Development Service</u>		2007/08 Latest Approved Budget	
	£000		£000
2007/08 Original Estimate (Net Cost)	2,477	Employees	1,735
<u>Approved Changes:</u>		Premises	36
		Transport	37
		Supplies & Services	1,422
		Miscellaneous:	
		Recharges	4,987
		Delegated / Devolved	4,374
		Other	4
<u>Director's Delegated Virements:</u>		Capital Financing	0
		Gross Cost	12,595
		Less Income	10,118
2007/08 Latest Approved Budget (Net Cost)	2,477	Net Cost	2,477

Significant Variations from the Approved Budget:	
• No significant variations to report.	
Projected Net Outturn Expenditure	2,477
Overall Net Variation from the Approved Budget	0
Percentage Net Variation from the Approved Budget	0%

Section B: Budget

<u>Behaviour Support Service</u>		2007/08 Latest Approved Budget	
	£000		£000
2007/08 Original Estimate (Net Cost)	1,359	Employees	1,020
<u>Approved Changes:</u>		Premises	57
		Transport	9
		Supplies & Services	397
		Miscellaneous:	
		Recharges	64
		Delegated / Devolved	51
		Other	0
		Capital Financing	0
<u>Director's Delegated Virements:</u>		Gross Cost	1,599
		Less Income	240
2007/08 Latest Approved Budget (Net Cost)	1,359	Net Cost	1,359

Significant Variations from the Approved Budget:

• No significant variations to report.	
• Net amount of all other minor variations in expenditure and income.	+ 6
Projected Net Outturn Expenditure	1,365
Overall Net Variation from the Approved Budget	+ 6
Percentage Net Variation from the Approved Budget	+ 0.4%

Section B: Budget

<u>Traveller Education & Ethnic Minority Service</u>		2007/08 Latest Approved Budget	
	£000		£000
2007/08 Original Estimate (Net Cost)	255	Employees	428
<u>Approved Changes:</u>		Premises	1
		Transport	5
		Supplies & Services	7
		Miscellaneous:	
		Recharges	69
		Delegated / Devolved	10
		Other	0
<u>Director's Delegated Virements:</u>		Capital Financing	0
		Gross Cost	520
		Less Income	265
2007/08 Latest Approved Budget (Net Cost)	255	Net Cost	255

Significant Variations from the Approved Budget:	
• No significant variations to report.	
Projected Net Outturn Expenditure	255
Overall Net Variation from the Approved Budget	0
Percentage Net Variation from the Approved Budget	0%

Service: Training and Development Unit
Service Manager: Sue Foster/Kay Ledger

Section A: Service Plan Initiatives and Actions

1. Achievements.

- Recruited staff to cover existing posts (secondment and maternity)
- Re-designed job descriptions in accordance with Human Resources (HR) and City of York Council (CYC) procedures
- Continued to provide specialist Continuous Professional Development (CPD) activities in Education, Early Years (EY) and Children & Families e.g. Performance Management Training for Headteachers; Planning for the EY Training Directory; Children & Families Training Calendar
- Successful evaluations from staff accessing training
- Working towards a team approach to training and development across Learning, Culture & Children's Services, (Whole team away-day with input on team building and a keynote from the new Director!)
- Supporting the workforce strategy group and the training and development group of YorOK Board
- Developing a web-based database to facilitate improved access to CPD activities
- Working in partnership with other departments, Early Years and Extended Schools, Sport and Active Leisure, HR, Finance and Governance in developing a culture and method of operation which is inclusive of all those working for and with children in Learning, Culture & Children's Services (LCCS).
- Begun to address common issues in training and development for LCCS and planned core training for 2007/08
- Set up a new Steering group to ensure all specialist training opportunities are implemented (first meeting to take place in September)
- Cross-department training opportunities actively being planned in partnership with the YorOK Training group and the Steering Group e.g. Safeguarding; Commissioning training

2. Actions planned but not completed.

- Steering group was planned to be established in summer term
- Website should have been up and running for September
- Staffing issues
- Joint training slow to get started

Commentary

Availability of members

Delays due to the tests showing issues needing to be resolved by the company
Secondment/maternity and one staff member leaving

Many issues related to this apparently simple concept!

2007/08 Monitor 1 ~ Training & Dev Unit ~ School Improvement & Staff Development

Code	Description of PI	Service Manager	Historical Trend				07/08				08/09	09/10	05/06	PI appears as a Key PI	Reasons/Explanation as to why Monitor 1 target wasn't achieved or exceeded
			03/04	04/05	05/06	06/07		1st Monitor (4 mths)	2nd Monitor (7 mths)	3rd Quarter/Term	3rd Mon Target (Whole Year)	Target	Target		
CYP2.1 (EDS9 & 10)	% schools achieving the healthy school standard	Sue Foster	7%	14%	23.5%	52.9%	actual				73%	100%	100%	O1	
						50%	profile				73%				
CYP2.2 (EDS22)	% of Year 7 & 8 pupils eating 5 fruit & veg a day (most or every day)	Sue Foster			39.4%	41.5%	actual				41.0%	42.0%	45.0%		
					40.0%	profile									
CYP4.4 (EDS9 & 10)	Number of schools where PHSCE drug and alcohol education, policies and practices are in line with the national standard	Sue Foster	5	10	15	37	actual				51	67	67		
						35	profile			51					
TD1	Number of schools buying into the LCCS Training & Development Service (in the buy-back)	Sue Foster					actual								
							profile								
TD2	Number of schools accessing CPD activities	Sue Foster				100%	actual	100%							
						100%	profile	100%	100%	100%	100%	100%	100%		
TD3	Number of LCCS staff accessing CPD actives	Sue Foster				37%	actual	36%							
						20%	profile	25%	25%	25%	25%	30%	35%		
TD4	Number of joint CPD activities (eg courses/conferences) offered by new TD Unit- joint provision from at least 2 departments within the directorate e.g. EDS and Governance, or Early Years and Children & Families	Sue Foster					actual							7 joint training opportunities were delivered in the summer term	
							profile								
TD5	% of positive evaluations received in top 2 categories - 'very good' and 'excellent' (post training evaluation forms)	Sue Foster				97%	actual	95%			90%	95%	95%		
						85%	profile	90%	90%	90%					
EDS11	No. of schools who are involved in the secondary school question times (per academic year)	Sue Foster	7	10	6	10	actual				7	8	9		
				4	8	6	profile		7						
EDS13	No. of primary schools involved in the school council conference (per academic year)	Sue Foster	New	22	29	31	actual				38	40	42		
				20	20	35	profile		38						
EDS20	No. of secondary schools with an active school council	Sue Foster	1	3	3	8	actual				11	10	10		
				11	profile		11								

Any PI No. that is shown in yellow indicates that this PI is a Local Area Agreement PI

PI is lower than the lower quartile mark when comparing to available Quartile information for that year

PI is higher than the upper quartile mark when comparing to available Quartile information for that year

Actual is better than the profile by the tolerance factor

Actual is worse than the profile by the tolerance factor

O3/P5 Indicates that this PI appears as a Key PI in the CYPP 2007/10 and or supports a Corporate Priority

Section B: Budget

<u>Training & Development Unit</u>		2007/08 Latest Approved Budget	
	£000		£000
2007/08 Original Estimate (Net Cost)	348	Employees	224
<u>Approved Changes:</u>		Premises	5
		Transport	1
		Supplies & Services	98
		Miscellaneous:	
		Recharges	16
		Delegated / Devolved	202
		Other	0
<u>Director's Delegated Virements:</u>		Capital Financing	0
		Gross Cost	546
		Less Income	198
2007/08 Latest Approved Budget (Net Cost)	348	Net Cost	348

Significant Variations from the Approved Budget:	
• No significant variations to report.	
Projected Net Outturn Expenditure	348
Overall Net Variation from the Approved Budget	0
Percentage Net Variation from the Approved Budget	0%

**Service: School Governance Services
Service Manager: Sue Pagliaro**

Section A: Service Plan Initiatives and Actions

1. Achievements.

- All Local Authority governors are CRB checked and process is in place to check new applicants
- Self-review tool has been updated in line with new OFSTED framework. This will be re-launched in September
- 10 governing bodies have completed self-review and 3 more are planned for the autumn term. Service Manager will deliver training to whole-Governing Boards, based on needs identified.
- The clerks' support group was popular and well-attended. There is plan of topics to study in 2007-8
- Customer Satisfaction survey action plan drawn up. New survey will be carried out in Spring 08.
- The training programme has been reviewed and a new schedule completed for 2007-8. This includes new courses in line with current initiatives and emphases, including Able, Gifted and Talented provision, personalised learning, community cohesion and looked-after children.
- The clerking service is attracting new customers. Two new schools for 2007/8
- Governance Service manual under review at team meetings and now includes detailed induction programme.

2. Actions planned but not completed. Commentary

- None to report
-

2007/08 Monitor 1 ~ School Governance ~ School Improvement & Staff Development

Code	Description of PI	Service Manager	Historical Trend				07/08				08/09	09/10	05/06	PI appears as a Key PI	Reasons/Explanation as to why Monitor 1 target wasn't achieved or exceeded
			03/04	04/05	05/06	06/07		1st Monitor (4 mths)	2nd Monitor (7 mths)	3rd Quarter/Term	3rd Mon Target (Whole Year)	Target	Target		
GOV1	% of LA Governor vacancies in a year not filled	Sue Pagliaro	1%	2%	2%	2%	actual	0%			2%	2%	2%		A more efficient appointment process coupled with successful advertising has ensured that LA governor vacancies are filled promptly. There is now an established register of candidates waiting for vacancies to arise.
			7%	7%	2%	2%	profile	2%	2%	2%					
GOV2	% of LA Governor vacancies filled within 6 months of the post becoming vacant	Sue Pagliaro	76%	89%	97%	91%	actual				92%	93%	95%		
			40%	76%	90%	91%	profile								
GOV3	% of new Governors attending training	Sue Pagliaro	51%	51%	52%	65%	actual				60%	65%	75%		
			70%	55%	53%	55%	profile								
GOV4	Service satisfaction survey (% attaining Satisfactory, Good or Very Good response from AC Schools survey 2.2.5)	Sue Pagliaro	89%	96%	96%	100%	actual				96%	96%	100%		
			90%	89%	96%	96%	profile								
GOV5	% of buy back by schools for the clerking service	Sue Pagliaro	52%	54%	55%	60%	actual				56%	57%	60%		
			60%	55%	55%	55%	profile								
GOV6	Governance Services Customer Satisfaction Survey: % of respondents who record good or above satisfaction (bi-annual)	Sue Pagliaro				83%	actual					85%			
							profile								
GOV7	Clerking Services Customer Satisfaction Survey: % of respondents who record good or above satisfaction (bi-annual)	Sue Pagliaro				81%	actual					85%			
							profile								
GOV8	Number of schools carrying out a governing body self review	Sue Pagliaro					actual	10			12	6 (18)	7 (25)		This is the total number of governing bodies which have carried out the self-review exercise, facilitated by LA officers. The exercise was designed so that governing bodies could undertake the self-review without facilitation, and some have taken this approach.
							profile	8		12					

Any PI No. that is shown in yellow indicates that this PI is a Local Area Agreement PI

- PI is lower than the lower quartile mark when comparing to available Quartile information for that year
- PI is higher than the upper quartile mark when comparing to available Quartile information for that year
- Actual is better than the profile by the tolerance factor
- Actual is worse than the profile by the tolerance factor

O3/P5 Indicates that this PI appears as a Key PI in the CYPP 2007/10 and or supports a Corporate Priority

Section B: Budget

<u>Governance Service</u>		2007/08 Latest Approved Budget	
	£000		£000
2007/08 Original Estimate (Net Cost)	72	Employees	125
<u>Approved Changes:</u>		Premises	0
		Transport	3
		Supplies & Services	17
		Miscellaneous:	
		Recharges	15
		Delegated / Devolved	0
		Other	0
<u>Director's Delegated Virements:</u>		Capital Financing	0
		Gross Cost	161
		Less Income	89
2007/08 Latest Approved Budget (Net Cost)	72	Net Cost	72

Significant Variations from the Approved Budget:	
• No significant variations to report.	
Projected Net Outturn Expenditure	72
Overall Net Variation from the Approved Budget	0
Percentage Net Variation from the Approved Budget	0%

**Service: Children and Families
Service Manager: Peter Dwyer**

Section A: Service Plan Initiatives and Actions

1. Achievements.

- Work is progressing well to see the relocation of the Heworth Family Support Service into the new Tang Hall Integrated Children's centre by Spring 2008
- The centres at Hob Moor and Clifton are actively used and the facilities/services available on site have been enhanced – active involvement by Children and Families across the leadership groups of all children's centres
- Links from the service to Castlegate are in place and whilst decision made for operational reasons not to relocate some initially proposed services the Education Training Employment Officer for care leavers does an afternoon surgery at Castlegate each Wednesday
- The service is actively engaged with homelessness strategies to enhance accommodation options for young people
- Against key PIs we are pleased that process review work in the service has increased the % of initial and core assessments completed within national timescales
- We have reviewed and are amending procedures for ensuring effective communication on children placed for adoption in our area and children we place in other areas
- The Corporate parenting Panel has been established
- We have developed further the Children's Rights Service as an internally managed service
- We have changed working practices with Advice and Information service introducing better decision making and greater use of the Common Assessment framework
- We have responded positively to the recommendations arising from the Inspection of Fostering and Adoption Services Jan 2007 increasing the capacity within the service
- We have implement a high quality Training & Development strategy for the service which increases the number and quality of training opportunities
- We have implemented locally the nationally established minimum fostering rate

2. Actions planned but not completed.

- Reduce the Looked After Population

- Actions to extend the usability of electronic records

Commentary

The 1st quarter increase of 2006/7 has been experienced again with evidence of growth across the age range – growth partly reflects the fact that older young people are staying in placement longer. Major challenge to fostering and financial resources

Despite ICS pilot status ESCRs present ongoing strategic and operational challenges. Considerable system development, training and partnership implementation issues remain

2007/08 Monitor 1 ~ Children's Social Services, YOT ~ Children & Families


Code	Description of PI	Service Manager	Historical Trend			07/08					08/09	09/10	05/06	PI appears as a Key PI	Reasons/Explanation as to why Monitor 1 target wasn't achieved or exceeded.
			04/05	05/06	06/07		1st Monitor (Apr-Jun 1st Qrt)	2nd Monitor (Apr - Sep 2nd Qrt)	3rd Quarter/Term	3rd Mon Target (Whole Year)	Target	Target	Unitary Average		
CYP6.4 (PAF CF/C64)	% of completion rates (within 35days) - Core Assessments	John Roughton	16.7%	19.57%	90.9%	Actual	94.3%				55%	60%	68.5%	P8	This excellent performance achieved through new systems being introduced. Performance will drop from this unrealistic level as we seek to increase the volume undertaken
				25.0%	35.0%	Profile	45%	45%	45%	45%					
CYP6.5 (DIS 1704)	% of completion rates (within 7 days) - Initial Assessments	John Roughton	52.4%	53.51%	66.5%	Actual	65.7%				75.0%	80.0%	64.8%	P8	We have maintained improved performance but more work underway to seek progress against targets
				62.0%	65.0%	Profile	70%	70%	70%	70%					
CYP7.1 (PAF D78)	% of Long Term Placement stability (2.5 years)	Howard Lovelady		73.90%	57.1%	Actual	56.67%				78%	80%		O2	National benchmark figures are not available given relative newness of this definition of long term stability. It remains a positive target to aim for but contribution to it comes through a range of complex and at times difficult to control factors
					76.0%	Profile	77%	77%	77%	77%					
CYP7.2	Number of approved foster carers in the authority	Howard Lovelady		81	88	Actual					95	100			
CYP8.5 (DIS 1403)	% of care leavers with 5+ GCSEs A*- C	Ruth Love	8.7%	0%	12.5%	Actual	0.0%				14.00%	15.00%	9.0%	P8	None of the cohort had had their 19th birthday by the end of Q1 hence the 0% return
				10%	12.0%	Profile	13.0%	13.0%	13.0%	13.00%					
CYP8.6 (PAF C24)	% LAC missing 25+ days school	Ruth Love	15.38%	12.19%	17.58%	Actual					12%	10%	11.50%		
				12.00%	12.00%	Profile		12%	12%						
CYP15.1, SSC2.1 (LPSA2 7.1)	% of young offenders who receive a final warning, or are sentenced to a (YOT supervised) disposal, or are released from custody (into YOT or ISSP supervision) between 1 Oct - 31	Simon Page	37.6%	N/A	Actual					33.6%	32.6%		O4		
					Profile				34.6%						
CYP15.2, SSC2.2 (LPSA2 7.2)	Average number of offences committed per young offender, whilst subject to a bail or remand episode during the specified year	Simon Page		3.0	N/A	Actual				2.7	2.6		P8		
					Profile		2.8								
CYP15.3	% young people who receive a substance misuse assessment within five working days from screening (of those, identified through screening, as requiring an assessment).	Simon Page	63.8%		82.8%	Actual	81.8%				95%	95%			York YOT has just undergone a change in staffing structure, changing 1 full time post into 2 part time posts which has taken time to embed. The 4 young people that missed the appointments were offered several appointments but failed to attend.
					90.0%	Profile	95.0%		95%						
YJB 1	Reduce the number of first-time entrants to the youth justice system by 5% by March 2008, compared to the 2005/06 baseline	Simon Page		N/A	Actual										
					Profile				-5%						
YJB 2	Reduce custodial sentences to no more than 5% of all sentences imposed.	Simon Page	4.9%	3.9%	Actual	2.8%				5%	5%			Lower is better for this target.	
				5.0%	Profile	5.0%		5%							
YJB 3	Ensure that victims participate in restorative processes in 25% of relevant disposals referred to the YOT, and 85% of victims participating are satisfied	Simon Page		75%	Actual	11.1%				25%	25%			The target for this has change this year to count all orders finishing in the quarter and the restorative work completed. York has a plan in place to create a restorative justice officer to work on these cases. However this is yet to be put in place and the plan is to have a full service by the last quarter.	
					Profile	25.0%		25%							
YJB 4	Ensure that 90% of young offenders supervised by YOTs are in suitable full-time education, training or employment.	Simon Page	57%	61.40%	Actual	71.4%				90%	90%			York is improving steadily with this target improving links with connexions and education.	
				90.00%	Profile	90.0%		90%							
YJB 5	Ensure that all young people, who are assessed by Asset or the Mental Health Assessment Framework as manifesting non-acute mental health concerns, are referred by the YOT for an assessment and engagement by the appropriate CAMHS Tiers 1-3 service commenced within 15 working days of referral.	Simon Page	100%	94.4%	Actual	100.0%				100%	100%				
				90.0%	Profile	95.0%		100%							


2007/08 Monitor 1 ~ Children & Families


Code	Description of PI	Service Manager	Historical Trend			07/08				08/09	09/10	05/06	PI appears as a Key PI	Reasons/Explanation as to why Monitor 1 target wasn't achieved or exceeded.
			04/05	05/06	06/07		1st Monitor (Apr-Jun 1st Qrt)	2nd Monitor (Apr - Sep 2nd Qrt)	3rd Quarter/Term	3rd Mon Target (Whole Year)	Target	Target		
YJB 6	Ensure that for 20% of young people with a Final Warning with intervention, relevant communitybased penalty, or DTO, and for 20% of young people on prevention programmes, their parent/carer(s)	Simon Page		1.9%	7.6%	Actual	25%				20%	20%		York has benefited from a change in the counting rules as previous parenting work could not be counted. We are now able to count prevention programmes for which York YOT has a successful stronger families programme and the YISP service.
					10.0%	Profile	20%	20%	20%	20%				
CP1	Number of Children's Centres provided within the most disadvantaged communities	Ken Exton				Actual					2	8	P8	
						Profile								
PAF A1 BVPI49	% LAC having 3 or more moves of placement (Star Blocker)	Howard Lovelady	18.24%	17.14%	14.6%	Actual	1.89%				10.00%	10.00%	13.40%	Encouraging first quarter performance with low being good against this key indicator
			10.00%	10.00%	13.00%	Profile	2.50%	5.00%	7.50%	10.00%				
PAF A2 BVPI50	% of care leavers: 1+ A*-G at GCSE or equiv (Star Blocker)	Ruth Love	56.52%	46.00%	37.50%	Actual	50.00%				65.00%	65.00%	54.20%	Small cohort with this figure reflecting performance of 1 out of 2 eligible young people
			65.00%	60.00%	60.00%	Profile	62.00%	62.00%	62.00%	62.00%				
PAF A3	% of children on the Child Protection Register (CPR) who have been re-registered	John Roughton	16.87%	12.16%	9.60%	Actual	0.00%				10.00%	10.00%	13.20%	Again excellent performance with low being good
				11%	13.00%	Profile	10.00%	10.00%	10.00%	10.00%				
PAF A4 BVPI161	Ratio of Care leavers in educ, training or employment	Ruth Love	0.97	0.74	0.58	Actual					0.8	0.8	0.76	
				0.8	0.8	Profile		0.8	0.8	0.8				
PAF B8	Adjusted-Cost of services for LAC	Howard Lovelady	£608.69	£625.00	£634.00	Actual					£580.00	£590.00	£663.93	
				£515.00	£560.00	Profile								
					1.18	Actual								
PAF C81	Final warnings/reprimands and convictions of LAC	Ruth Love			3.90	Profile		3.80		3.80	3.70	3.50	3.80	
						Actual								
PAF C19	% of Health needs assessments undertaken for LAC for more than 1 year	Howard Lovelady	73.20%	80.84%	82.52%	Actual					84.00%	85.00%	82.40%	
			80.00%	80.00%	82.00%	Profile				83.00%				
PAF C20 BVPI162	% of reviews of children on CPR undertaken on time (Star Blocker)	John Roughton	94.87%	96.00%	100.00%	Actual	100%				100%	100%	99%	Excellent performance maintained
			100%	100%	100%	Profile	100%	100%	100%	100%				
PAF C23 BVPI163	% of Adoptions undertaken on from the looked after population (Star Blocker)	Howard Lovelady	17.80%	9.64%	8.15%	Actual	2.13%				10.00%	10.00%	8.1%	Early stage to evaluate - increase in care population challenging performance against adoption targets
			10.00%	10.00%	10.00%	Profile	2.50%	5.00%	7.50%	10.00%				
PAF E44	Expenditure on Children in Need as a % of all expenditure in Children & Family Services	Peter Dwyer	45.70%	45%	43.53%	Actual					42%	42%	38.4%	
				37%	42.00%	Profile								
APA SM13 DIS 3123	% of Residential childcare staff who have achieved L3 in NVQ in caring for children	Sue Foster	64.0%	64%	77.10%	Actual					80.0%	80.0%	44.2%	
				80%	70.00%	Profile		75.0%		75.0%				
APA SM14 DIS 3124	% of social workers & residential managers who need to achieve the child care PQ award	Sue Foster	23.3%	37.0%	40.40%	Actual					40.0%	41.0%	40.0%	
				27.5%	38.0%	Profile		39.0%		39.0%				
DIS 3331	Numbers of carers of disabled children in receipt of Direct payments	Howard Lovelady	4	6	7	Actual					9	10	8.7	
					7	Profile								
SP 1413	% of LAC with access to computers in foster or residential care (aged 5-16)	Howard Lovelady	67.0%	70.0%	80.00%	Actual					100.0%	100.0%	1.00	
					80.00%	Profile		90.0%		90.0%				
CF1	Allocated & unallocated work levels %age of cases unallocated	Pete Dwyer		1.99%	3.21%	Actual	5.05%				<2.0%	<1.75%		Temporary staffing difficulties in one sopecific team now resolving and improved performance by next quarter anticipated. No looked after children unallocated
				<3%	<2.5%	Profile	<2.5%	<2.5%	<2.5%	<2.25%				
CF2	Supervision Undertaken	Sue Foster	83.00%	89.0%	81.4%	Actual					100.0%	100.0%		
				100.0%	90.0%	Profile		95.0%		95.0%				


2007/08 Monitor 1 ~ Children & Families


Code	Description of PI	Service Manager	Historical Trend			07/08				08/09	09/10	05/06	PI appears as a Key PI	Reasons/Explanation as to why Monitor 1 target wasn't achieved or exceeded.
			04/05	05/06	06/07		1st Monitor (Apr-Jun 1st Qrt)	2nd Monitor (Apr - Sep 2nd Qrt)	3rd Quarter/Term	3rd Mon Target (Whole Year)	Target	Target		
CF3	Staff satisfaction survey results (state key 2-3) (Carried out every 18 mths)	Judy Kent	74%	Not collected this year	Not collected this year	Actual								
						Profile								
CF6	Number of CLA	Pete Dwyer	148	140	157	Actual				146	144			
					150	Profile								
PAF B79	Children aged 10-16 years in foster placements or placed for adoption	Howard Lovelady	N/A	N/A	85.9%	Actual				83%	83%			
					82%	Profile								


 Any PI No. that is shown in yellow indicates that this PI is a Local Area Agreement PI

 PI is lower than the lower quartile mark when comparing to available Quartile information for that year

 PI is higher than the upper quartile mark when comparing to available Quartile information for that year

 Actual is better than the profile by the tolerance factor

 Actual is worse than the profile by the tolerance factor

 O3/P5 Indicates that this PI appears as a Key PI in the CYPP 2007/10 and or supports a Corporate Priority

Section B: Budget

<u>Children & Families (Exc SEN)</u>		2007/08 Latest Approved Budget	
	£000		£000
2007/08 Original Estimate (Net Cost)	10,543	Employees	6,079
<u>Approved Changes:</u>		Premises	103
• NNDR Budget Adjustments (Corporate)	- 14	Transport	228
		Supplies & Services	1,080
		Miscellaneous:	
		Recharges	1,140
		Delegated / Devolved	0
		Other	2,970
		Capital Financing	150
<u>Director's Delegated Virements:</u>		Gross Cost	11,751
		Less Income	1,222
2007/08 Latest Approved Budget (Net Cost)	10,529	Net Cost	10,529

Significant Variations from the Approved Budget:		
• Estimated overspend on legal fees due to an increase in the number of court cases together with a national trend for courts to call in more expert witnesses. The figure should be treated with caution as at this stage of the year it is difficult to project the number of new cases which may arise in year. A clearer picture should be available for the second monitor.		+ 30
• Projected overspend due to a high take up of Residency Orders and Special Guardianship Orders in 2007/08.		+ 10
• Additional costs of Section 34 contacts (maintaining contact between looked after children and their families) due mainly due to the high level of contact commitments arising from care proceedings.. This is largely due to heavy transport activity associated with care proceedings cases.		+ 22
• Projected overspend on Independent Fostering Agency (IFA) fees. The current high numbers of looked after children has meant that there are no spare places with York Foster Carers, so more children (equivalent to 3 full year placements) have been placed with IFAs than was allowed for in the budget.		+ 185
• Anticipated shortfall in income, partially due to a reduction in the number of children from other local authorities receiving respite care at The Glen (£12k). In addition there is a £10k income target for parental contributions		+ 22
• Expenditure on agency staff to cover vacancies and long term sick leave within a number of teams across the service.		+ 19
• Net amount of all other minor variations in expenditure and income.		+ 25
Projected Net Outturn Expenditure		10,842
Overall Net Variation from the Approved Budget		+ 313
Percentage Net Variation from the Approved Budget		+ 3.0%

Section B: Budget

<u>Children's Trust (YorOK)</u>		2007/08 Latest Approved Budget	
	£000		£000
2007/08 Original Estimate (Net Cost)	78	Employees	0
<u>Approved Changes:</u>		Premises	0
		Transport	0
		Supplies & Services	78
		Miscellaneous:	
		Recharges	0
		Delegated / Devolved	0
		Other	0
<u>Director's Delegated Virements:</u>		Capital Financing	0
		Gross Cost	78
		Less Income	0
2007/08 Latest Approved Budget (Net Cost)	78	Net Cost	78

Significant Variations from the Approved Budget:

- No significant variations to report.

Projected Net Outturn Expenditure	78
Overall Net Variation from the Approved Budget	0
Percentage Net Variation from the Approved Budget	0%

Service: Special Educational Needs and Educational Psychology
Service Manager: Steve Grigg

Section A: Service Plan Initiatives and Actions

1. Achievements.

- The Enhanced Resource Centre Review has been completed and consistent Service Level Agreements have been negotiated with each centre. Planning for a new Enhanced Resource Centre for secondary age pupils with autism is on track.
- Clarification of the role of the Bridge Centre has been completed as part of a broader review of the Behaviour and Attendance strategy.
- Disability Discrimination Act training has been provided for both primary and secondary schools.
- Effectiveness of peer support schemes has been evaluated in collaboration with York University with very positive outcomes.
- Circle Time Curriculum materials have been published and disseminated to schools and the first phase of Seal has been evaluated.
- The Local Authority has achieved the Regional Charter mark for Inclusion and the Self Review Framework materials have been published we are on track for the number of schools achieving the inclusion award.
- 100% of Statutory Assessments were completed within the specified time limits.
- We are meeting the target to maintain a number of statements at or below 1.2% of 0-19 population.
- The number of pupils requiring specialist residential placements has been maintained at 25.
- 90% of Looked After Children have a current Personal Education Plan.
- An acting appointment has been made to the new post of Head of Integrated Services.
- Significant progress has been made in developing Common Assessment Framework materials and providing multi-agency training ready for full implementation in September 07.
- Performance Indicators Value Added Target Setting, York Assessment Tables and York Outcomes Matrices are well established across the city and being used effectively for target setting.
- Guidance about meeting the social and emotional needs of able children has been published.
- The Inclusion Strategy has been published. The Accessibility Strategy and the Access to the Curriculum documents have been published and have been well received as a guide to good practice.
- An Early Support Key Worker has been appointed.
- The Early Years Special Educational Needs (SEN) review has been completed with clarification of roles and successful merger of Early Years SEN teams.
- Information leaflets for children and young people about the psychology service is on track, with active participation from Children's & Young People focus groups.
- A review of home tuition arrangements has been completed with clarification of responsibilities and re-alignment of budget allocations.

2. Actions planned but not completed. Commentary

- At this stage all actions have either been completed or are on track for completion within the specified time scale.

2007/08 Monitor 1 ~ SEN ~ Children & Families

Code	Description of PI	Service Manager	Historical Trend			07/08				08/09	09/10	05/06	PI appears as a Key PI	Reasons/Explanation as to why Monitor 1 target wasn't achieved or exceeded.
			04/05	05/06	06/07		1st Monitor (4 mths)	2nd Monitor (7 mths)	3rd Quarter/Term	3rd Mon Target (Whole Year)	Target	Target		
CYP12.2 (BVPI 43a)	Percentage of statements of special educational need issued by the authority in a financial year and prepared within 18 weeks (a) excluding those affected by exceptions to the rule under the SEN Code of Practice	Steve Grigg	100%	90%	100%	actual	100%				100%	100%	95.2%	
			100%	100%	100%	profile	100%	100%	100%	100%				
BVPI - 43b	Percentage of statements of special educational need issued by the authority in a financial year and prepared within 18 weeks (b) including those affected by exceptions to the rule under the SEN Code of Practice	Steve Grigg	80%	79.4%	96%	actual	100%				90.00%	90.0%	84.0%	
			84%	81%	82%	profile	90.00%	90.00%	90.00%	90.00%				
EN6	Percentage of 0-19 year olds attending special schools (based on numbers from the national census), to record inclusion rates in schools.	Steve Grigg	0.50%	0.49%	0.50%	actual	0.50%				0.50%	0.50%		
			0.56%	0.49%	0.48%	profile	0.50%	0.50%	0.50%	0.50%				
SEN2	% of all 0-19 year olds schools with statements	Steve Grigg	1.59%	1.33%	1.17%	actual	1.17%				1.20%	1.20%		
			1.80%	1.55%	1.35%	profile	1.20%	1.20%	1.20%	1.20%				
SEN3	Number of children in out of city placements funded by LEA	Steve Grigg	25	27	27	actual	27				25	25		
			25	25	25	profile	25	25	25	25				
CYP13.3	Number of schools achieving CYC Inclusion Award	Marion Weeks		3	9	actual					30	50		P8
						profile				17				

Any PI No. that is shown in yellow indicates that this PI is a Local Area Agreement PI

PI is lower than the lower quartile mark when comparing to available Quartile information for that year

PI is higher than the upper quartile mark when comparing to available Quartile information for that year

Actual is better than the profile by the tolerance factor

Actual is worse than the profile by the tolerance factor

O3/P5 Indicates that this PI appears as a Key PI in the CYPP 2007/10 and or supports a Corporate Priority

Section B: Budget

<u>Special Educational Needs</u>		2007/08 Latest Approved Budget	
	£000		£000
2007/08 Original Estimate (Net Cost)	4,236	Employees	1,536
<u>Approved Changes:</u>		Premises	6
		Transport	30
		Supplies & Services	2,441
		Miscellaneous:	
		Recharges	502
		Delegated / Devolved	417
		Other	461
		Capital Financing	0
<u>Director's Delegated Virements:</u>		Gross Cost	5,392
		Less Income	1,156
2007/08 Latest Approved Budget (Net Cost)	4,236	Net Cost	4,236

Significant Variations from the Approved Budget:		
<ul style="list-style-type: none"> For 2007/08 the continuing cost of all existing and planned placements should result in a saving against the budget provided of £150k. It is highly probable though that some new emergency placements will be required during the remainder of the year which will fully utilise this remaining provision. 	- 150	
<ul style="list-style-type: none"> The cost of providing Inclusion Support Packages for children is expected to be more than the budget in 2007/08 mainly due to some difficulties being experienced with the provision being made by Rathbones. This budget will be used to purchase packages of alternative learning from the Youth Service. A virement of £80k from the Inter Authority Recoupment budget is being requested. 	+ 80	
<ul style="list-style-type: none"> Projected overspend on Learning Support Assistants due to an increase in the number of pupils requiring more than 15 hours support per week. This budget will be transferred to the ISB in 2008/09. 	+ 93	
<ul style="list-style-type: none"> Projected overspend on Home Tuition due to additional costs incurred because a number of PRU and Work Related Learning placements have been delayed, and costs of providing 	+ 77	
<ul style="list-style-type: none"> As reported in the 2005/06 Outturn report, recent changes to the way in which charges for Inter Authority Recoupment can be calculated mean that a greater level of overheads can now be included in the charge for each pupil. As York is currently a net provider of places in maintained special schools this has resulted in a net underspend on the overall recoupment budget. The longer term position on recoupment is less clear as we are aware that other authorities who currently place pupils in York are actively reviewing their policies. A virement of £80k is proposed to fund the increased costs of purchasing alternative learning packages from the Youth Service. 	- 248	
Projected Net Outturn Expenditure		4,088
Overall Net Variation from the Approved Budget		- 148
Percentage Net Variation from the Approved Budget		- 3.5%



Learning, Culture & Children's Services Service Plan Monitor 1 (1 April –31 July) 2007 – 2008

**Service: Educational Welfare
Service Manager: Mark Smith**

Section A: Service Plan Initiatives and Actions

1. Achievements.

- Train staff in sex and relationships education: to be completed by 2008
- Implement safeguarding procedures: Track children missing from education. I am currently working with Clare Parkin and Becky Fraser (Management Information Service) and Caroline Williamson (Access) on Children Missing Education Guidance in that will set out how we meet our statutory duty. To be completed by October 2007
- Implement safeguarding procedures: School training programme in safeguarding. This is ongoing
- Improving the quality of education available for young offenders: Develop education strategy with Youth Offending Team. Again this is ongoing

2. Actions planned but not completed. Commentary

- None to report
-

Service: Youth Service
Service Manager: Paul Herring

Section A: Service Plan Initiatives and Actions

1. Achievements.

- Accreditation opportunities for young people through Assessment and Qualifications Alliance (AQA) increased to 52 units
- Duke of Edinburgh's Award (D of E) extended to include 7 new 'access' groups
- 'Alternative Learning Programmes' and 'Positive Engagement through Choice' projects providing learning for disengaged young people
- Teenagers at risk of pregnancy engaged with 'Baby – think it over' programmes.
- Published programme of activities and opportunities in each locality
- Sexual health programme launched with promotional day at Castlegate
- First Base – substance misuse service working well
- Increase in demand for counselling met by temporary additional resources
- Bike project gained additional funding
- Good working relationship with neighbourhood police teams and Joint Area Group established.
- Continued work with young travellers to support their inclusion in education
- Youth service staff involved at Applefields School developing D of E
- Consulted staff on arrangements for Integrated Youth Support Service
- Volunteering strategy being developed
- Castlegate operating well – official launch held in June

2. Actions planned but not completed.

- Youth Offer
- Training front line staff in sexual health
- Staff to be trained in use of new child index
- Additional funding for Momentum Project

Commentary

Held up by web site construction
To be arranged
Arranged for September
Not secured – more funding bids to be made

2007/08 Monitor 1 ~ Integrated Youth Service ~ Partnerships & Early Intervention

Code	Description of PI	Service Manager	Historical Trend			07/08				08/09	09/10	05/06	PI appears as a Key PI	Reasons/Explanation as to why Monitor 1 target wasn't achieved or exceeded.
			04/05	05/06	06/07		1st Monitor (4 mths)	2nd Monitor (7 mths)	3rd Quarter/Term					
CYP4.8	Number of schools with dedicated counselling resource	Paul Herring		10	10	actual	9				12	12		A new MI System is now providing more robust figures which has highlighted the inappropriate profiling so final total is not likely to be in excess of 12. This first year of using the new MI System will provide more robust profiling for the future
						profile	6	8	10	12			P8	
CYP14.2	Number of organisations awarded the Youth Charter	Paul Herring		1	0	actual	0				6	8		
						profile	1	2	3	4				
BVPI 221a	Percentage of young people aged 13-19 involved in youth work gaining a recorded outcome (A young person who shows development through intervention of a youth worker and can be written down to show 'distance travelled' in the development of outcomes for the young person)	Paul Herring		56%	58%	actual	38%				60%	60%	43%	A new MI System is now providing more robust figures which has highlighted the inappropriate profiling so final total is not likely to be in excess of 60%. This first year of using the new MI System will provide more robust profiling for the future
				60%	60%	profile	22%	34%	42%	60%				
BVPI - 221b	Percentage of young people aged 13-19 gaining an accredited outcome (a specific award or recognition for the young person).	Paul Herring		28%	30%	actual					30%	30%	19%	
				30%	30%	profile				30%				
Y6	Total numbers of young people whose name is known and an interaction has taken place with a youth worker either individually or as part of a group.	Paul Herring		4091	4198	actual	3232				4294	4294		A new MI System is now providing more robust figures which has highlighted the inappropriate profiling so final total is not likely to be in excess of 4294. This first year of using the new MI System will provide more robust profiling for the future
				4179	4284	profile	1380	2571	3324	4294				
Y7	Number of young people participating in youth work for the youth services.	Paul Herring		2562	2564	actual	1850				2576	2576		A new MI System is now providing more robust figures which has highlighted the inappropriate profiling so final total is not likely to be in excess of 2576. This first year of using the new MI System will provide more robust profiling for the future
				2507	2570	profile	876	1519	1976	2576				
CYP12.1	% of 16-19 year olds who are NEET with LDD	Connexions		11.10%	17.6%	actual					9.0%	7.0%		P8
						profile				10.0%				
CYP16.1 (LPSA 11.1)	% of 16-19 year olds not in Education, employment or Training	Connexions	4.5%	3.8%	3.73%	actual					3.7%	3.7%		O5/P5/ P8
				4.5%	4.4%	profile				3.9%				
PU 14	% of 16-19 year olds whose outcome are not known	Connexions	3.9%	1.8%	1.25%	actual					2.0%	1.5%		
				3.5%	3.5%	profile				2.5%				

2007/08 Monitor 1 ~ Children's Trust Unit ~ Partnerships & Early Intervention

Code	Description of PI	Service Manager	Historical Trend			07/08				08/09	09/10	05/06	PI appears as a Key PI	Reasons/Explanation as to why Monitor 1 target wasn't achieved or exceeded.
			04/05	05/06	06/07		1st Monitor (4 mths)	2nd Monitor (7 mths)	3rd Quarter/Term					
CYP3.1 (BVPI 197)	Reduction in the number of conceptions recorded for females aged 15-18 years old, per thousand resident in the area from 1998 recorded figures.	CTU	3.2%	3.5%	24.2%	actual					-32.2%	-41.1%	-11.0%	O1/P8
				-10%	-15%	-20%	profile				-23.3%			
CYP10.1	Number of families attending targeted Parenting Programmes	CTU			42	actual					75	90		O3/P5/ P8
						profile				60				
CYP10.2	Number of facilitators trained to deliver targeted Parenting Programmes	CTU			20	actual					45	50		
						profile				35				

Any PI No. that is shown in yellow indicates that this PI is a Local Area Agreement PI

- PI is lower than the lower quartile mark when comparing to available Quartile information for that year
- PI is higher than the upper quartile mark when comparing to available Quartile information for that year
- Actual is better than the profile by the tolerance factor
- Actual is worse than the profile by the tolerance factor

O3/P5 Indicates that this PI appears as a Key PI in the CYPP 2007/10 and or supports a Corporate Priority

Section B: Budget

<u>Youth Service</u>		2007/08 Latest Approved Budget	
	£000		£000
2007/08 Original Estimate (Net Cost)	1,586	Employees	1,491
<u>Approved Changes:</u>		Premises	133
• NNDR Budget Adjustments (Corporate)	- 4	Transport	25
		Supplies & Services	276
		Miscellaneous:	
		Recharges	175
<u>Director's Delegated Virements:</u>		Delegated / Devolved	0
		Other	0
		Capital Financing	113
		Gross Cost	2,213
		Less Income	631
2007/08 Latest Approved Budget (Net Cost)	1,582	Net Cost	1,582

Significant Variations from the Approved Budget:		
• Additional costs have been incurred in maintaining spare premises because of delays in removing these buildings from the Youth Service portfolio following the restructure of the service.		+ 22
• As in 2006/07, the service will be required to reduce expenditure on project activities until unbudgeted premises costs can be reduced		- 22
Projected Net Outturn Expenditure		1,582
Overall Net Variation from the Approved Budget		0
Percentage Net Variation from the Approved Budget		0%

Service: Early Years & Extended Schools Service
Service Manager: Heather Marsland

Section A: Service Plan Initiatives and Actions

1. Achievements.

- Free childcare places for disadvantaged 2 year olds begun through the Pathfinder Project, as well as the monitoring and evaluation of the project. Roll out of the 15hr Nursery Education Funding entitlement (Pathfinder) has also started
- Advice and support has been given to schools around the extended services and children's centres initiatives
- Support and advice also continues to the ongoing development of the Shared Foundation Partnerships and to all childcare settings across the city
- In house arrangements for the support to out of school clubs has been initiated. The current Service Level Agreement partner contract has been extended to ensure smooth running during the transition phase
- Continued support to Neighbourhood Nurseries (NN), including extending the NN forum to all providers in Children's Centre areas
- Dissemination of good practice etc. through the publication of Shared Foundation newsletter and Nursery Education Funding guidance, and through regular meetings with key partner agencies
- Schools Out continues to grow and become more popular
- Nursery Education Funding registration requirements met to ensure quality of provision in the Children's Centres
- Nursery Education Funding rate of funding set for the next academic year
- Training and support resources developed in partnership with Sports Partnership
- Training continues to be delivered to practitioners, and the Transformation Fund continues with four Early Years Practitioners now working in the city
- The partnership 'Qualified Teacher Status/Special Educational Needs Co-ordinator' (QTS/SENCO) training in May focused on the YorOk Index
- New Taking Play Forward Policy promoted and support given to organisations to sign up to the policies along with children's rights and other relevant legislation also promoted
- Yorkash fund launched with £120k available and a new panel recruited. Youth Offer continues to develop also
- Lifestyle project developed in partnership with North Yorkshire police, Neighbourhood Pride, Youth Service and the Council for Voluntary Services to increase involvement of young people
- Big Wide Talk project successfully continues
- The Children's Information Scheme extended to include school age children
- YorOk website progressing
- Children's Information Service (CIS) broadened to include under 5's activities
- CIS outreach programme developed to include Children's Centres and extended schools

2. Actions planned but not completed. Commentary

- -
 -
-

2007/08 Monitor 1 ~ Early Years and Extended Schools ~ Partnerships & Early Intervention

Code	Description of PI	Service Manager	Historical Trend			07/08				08/09	09/10	05/06	PI appears as a Key PI	Reasons/Explanation as to why Monitor 1 target wasn't achieved or exceeded
			04/05	05/06	06/07	1st Monitor (4 mths)	2nd Monitor (7 mths)	3rd Quarter/Term	3rd Mon Target (Whole Year)	Target	Target	Unitary Average		
CYP9.1	% of VIP settings gaining 'good' or 'outstanding' in Ofsted reports for childcare and nursery education	Heather Marsland		65%	Care=72 % Edu=61%	actual					85%	90%		
						profile					75%			
CYP11.1 (EY11)	Number of primary schools designated as meeting core offer for extended schools	Heather Marsland		8	15	actual					54	54		
						profile					54			
CYP11.2	Number of secondary schools designated as meeting core offer for extended schools	Heather Marsland		4	4	actual					10	10		O3
						profile					10			
CYP11.5 (CYP2)	Number of young people taking part in the holiday activities programme	Heather Marsland	41084	40255	54951	actual					55167	56822		O3
			20800	37000	38000	profile		52000		53560 (39,000)	(40,000)	(41,200)		
CYP11.11	Number of play providers working to improve the quality of play provision through adopting the '9 Better Play Objectives'	Mary Bailey		25	25	actual					46	55		O3
						profile					37			
CYP18.1 (EY8)	Percentage of 3-year-olds receiving a good quality, free, early years education place in the voluntary, private or maintained sectors.)	Heather Marsland	104.8%	101.1%	104.14%	actual	100.1%				100.0%	105.0%		O5/P8
			96.8%	103.1%	100.0%	profile	100.0%		100.0%	100.0%				
SSC9.6 (CYP1)	No. of community groups working in partnership with CYC to deliver Young people's holiday prog.	Mary Bailey	43	56	107	actual					63	70		
			39	48	53	profile		55		58				
BVPI - 222a	% of leaders of integrated early education and childcare settings funded or part-funded by the local authority with a qualification at Level 4 or above.	Ann Spetch		9.30%	26%	actual					80%	85%	27%	
				50%	60%	profile					70%			
BVPI - 222b	% of leaders of integrated early education and childcare settings funded or part-funded by the local authority which have input from staff with graduate or post graduate training in teaching or child development.	Ann Spetch		0%	4%	actual					80%	85%	62%	
				67%	65%	profile					75%			
EU 4	Proportion of 3 year olds with a pre-school nursery place in the maintained sector (Autumn Term)	Heather Marsland	35.8%	36.4%	34.63%	actual	30.6%				32.7%	32.7%		
			32.9%	35.7%	32.7%	profile	32.7%		32.7%	32.7%				
EY10	Number after school places and holiday places provided (registered under Ofsted and as reported in the Childrens Services Plan)	Heather Marsland	2331	2545	2838	actual	2848				2500	2500		The figure exceeds the target due to parental demand for more holiday places
					2500	profile	2500	2500	2500	2500				
EY1	% of enquirers to the Children's Information Service rating the service as 'Excellent' or 'Very Good'	Heather Marsland			92%	actual	94%				90%	90%		
					90%	profile	90%	90%	90%	90%				
EY7	% of staff appraised during the year	Heather Marsland	100%	100%	100%	actual	97%				100%	100%		One member of staff has not had their PDR as the person due to hold the review was absent due to illness.
			100%	100%	100%	profile	100%	100%	100%	100%				
EY9	To ensure early years settings, inspected by Ofsted, are making satisfactory progress in delivering EL Goals	Heather Marsland	100%	N/A	100%	actual					94%	94%		
			94%	94%	94%	profile					94%			

2007/08 Monitor 1 ~ Early Years and Extended Schools ~ Partnerships & Early Intervention

Code	Description of PI	Service Manager	Historical Trend			07/08				08/09	09/10	05/06	PI appears as a Key PI	Reasons/Explanation as to why Monitor 1 target wasn't achieved or exceeded
			04/05	05/06	06/07		1st Monitor (4 mths)	2nd Monitor (7 mths)	3rd Quarter/Term	3rd Mon Target (Whole Year)	Target	Target		
CYP4	Number of holiday activities	Mary Bailey	552	423	597	actual					622	640		
			569	569	586	profile				604				
EY20	No. of support visits from the Developmental Worker Team to each Headteacher and their active Shared Foundation Partnership (measured termly)	Anne Spetch				actual	60							Figure exceed target as the Development Workers attend partnership meetings as well as separate meetings with headteachers.
						profile	38	76	114	114				

 Any PI No. that is shown in yellow indicates that this PI is a Local Area Agreement PI

 PI is lower than the lower quartile mark when comparing to available Quartile information for that year

 PI is higher than the upper quartile mark when comparing to available Quartile information for that year

 Actual is better than the profile by the tolerance factor

 Actual is worse than the profile by the tolerance factor

 O3/P5 Indicates that this PI appears as a Key PI in the CYPP 2007/10 and or supports a Corporate Priority

Section B: Budget

<u>Early Years & Extended Schools (Education)</u>		2007/08 Latest Approved Budget	
	£000		£000
2007/08 Original Estimate (Net Cost)	2,590	Employees	806
<u>Approved Changes:</u>		Premises	1
		Transport	14
		Supplies & Services	4,526
		Miscellaneous:	
		Recharges	87
		Delegated / Devolved	355
		Other	0
<u>Director's Delegated Virements:</u>		Capital Financing	0
		Gross Cost	5,789
		Less Income	3,199
2007/08 Latest Approved Budget (Net Cost)	2,590	Net Cost	2,590

Significant Variations from the Approved Budget:	
<ul style="list-style-type: none"> Expenditure on demand led nursery education grants was higher than the original estimates. A significant element of this will be due to the pathfinder projects for 2, 3 & 4 year olds. Work is currently being undertaken to try and isolate the actual impact of the pathfinders on the base budget and discussions are being held with the DCSF on the possibility of additional grant to cover this element of the projected overspend. 	+ 288
Projected Net Outturn Expenditure	2,878
Overall Net Variation from the Approved Budget	+ 288
Percentage Net Variation from the Approved Budget	+ 11.1%

Service: Adult Community Education
Service Manager: Alistair Gourlay

Section A: Service Plan Initiatives and Actions

1. Achievements.

- Developed a cycle of Management Information to use in the planning, monitoring and Self Assessment of provision (April 2007)
- Evaluated the current pilot "School support Certificate" programme before rolling out across the rest of the city. (June 2007)
- Participated in the Skills for Life Quality Improvement programme for Whole Organisation approach. (June 2007)
- Responded to the new funding regime for English for Speakers of other Languages learners to ensure continuity for existing learners, and develop new programmes in line with new national qualifications (July 2007)
- Reorganised the outreach team to develop capacity to target new groups and Create a new post of coordinator to manage the Skills for Life offer across the flexible learning centres. (May 2007)
- Promoted the adult education Visual and Performing Arts exhibition as part of the City Festivals programme and renew the services contribution to the Learning Festival
- Considered the re-introduction of a taster day programme to introduce new courses
- Explored the potential to develop Full level 2 and 3 qualifications for adults
- Developed a programme of full cost weekend master classes for student progression
- Established the responsibility for this area within the job description of the Service Administrator and train a member of staff to be able to up date web content
- Explored the potential for the use of qualification information on learners to target specific courses at them.
- Developed the work started on post code analysis to support the self financing programmes
- Updated the current Equality and Diversity strategy to ensure it takes account of new legislation
- Set up Equality and Diversity committee to oversee developments across the service and Monitor Equality and Diversity measures and targets set at a service and curriculum level

2. Actions planned but not completed.

- Contribute to the development of baseline information by providing timely data as requested
- Complete the work on Acomb Library Learning centre to ensure opening by (Jan 08)
- Run training for other services within the service arm on Skills for Life awareness (June 2007)
- Set up a referral mechanism for staff across the directorate to encourage them to refer people to skills for life programmes
- Develop a series of programmes specifically targeted at improving employability skills and learn to learn skills

Commentary

This action was in relation to a whole service arm approach to data collection. This target will be met through other means

There was a delay with letting the contract and the scheduled end date is now Feb 2008.

Some work has been completed with the library service. Revised date for roll out of training is Dec 2007

No clear referral mechanism has been set up for the whole directorate although a system has been set up for the library service and is working well

This action is currently under review following the introduction of full level 2 programmes

Section B: Budget

<u>Adult & Community Education</u>		2007/08 Latest Approved Budget	
	£000		£000
2007/08 Original Estimate (Net Cost)	- 13	Employees	1,312
<u>Approved Changes:</u>		Premises	95
		Transport	15
		Supplies & Services	308
		Miscellaneous:	
		Recharges	34
		Delegated / Devolved	25
		Other	0
<u>Director's Delegated Virements:</u>		Capital Financing	0
		Gross Cost	1,788
		Less Income	1,802
2007/08 Latest Approved Budget (Net Cost)	- 13	Net Cost	- 13

Significant Variations from the Approved Budget:	
• No significant variations to report.	
Projected Net Outturn Expenditure	- 13
Overall Net Variation from the Approved Budget	0
Percentage Net Variation from the Approved Budget	0%

Service: Arts and Culture
Service Manager: Gill Cooper

Section A: Service Plan Initiatives and Actions

1. Achievements.

- Following the restructure the new team has been appointed and they are now all in post.
- We have undertaken successful Schools Best of the Bands, Music Festival, Early Years Festival and Performing Arts Centre summer concerts. The Playhouse and Transitions projects with EDS and the Theatre Royal saw over 600 young people performing on the Theatre Royal stage. 400 young people to part in the various PAC concerts and from this we took a 30 strong orchestra to France in July.
- The citywide festivals of York Live and Dance York were also well received and the partnership with Yorkshire Dance has been particularly fruitful with a series of 25 dance master classes being virtually sold out. The Theatre Royal became the venue for an excellent community dance programme and also hosted the Jorvick Sports Partnership's Dance Finale. With [York@Large](#) we will be undertaking an internal review of Festival activity to ensure that we focus on the priorities within the LL&C Plan.
- Following the completion of consultations at the 6 Integrated Children's centres we have drawn up outline programmes for participatory arts activity. The Children's Trust Board have awarded us £40K to appoint an arts worker for the centres and a seed budget for delivery of the work. We expect the new arts worker to be appointed in September.
- Wider Opportunities Programmes for Key Stage 2 have been taken up by 9 schools is the first phase of the roll out which should see 15 schools by the end of this academic year 30 schools by September 2008 and 50 schools by September 2009.
- Funding Bid for Community and Education work connected to the Mystery Plays has been submitted. We should be notified of the outcome by the end of 2007.

2. Actions planned but not completed.

- The weather in June and early July meant that many events were postponed or cancelled including contributions to Festival of the Rivers and Proms in the Park.

Commentary

We are working with Proms in the Park organisers to organise a city centre event in the Autumn.

2007/08 Monitor 1 ~ Arts & Culture (incl Music Service) ~ Lifelong Learning & Culture

Code	Description of PI	Service Manager	Historical Trend			07/08				08/09	09/10	05/06	PI appears as a Key PI	Reasons/Explanation as to why Monitor 1 target wasn't achieved or exceeded..
			04/05	05/06	06/07	1st Monitor (4 mths)	2nd Monitor (7 mths)	3rd Quarter/Term	3rd Mon Target (Whole Year)	Target	Target	Unitary Average		
CYP11.4	No. of arts events for young people supported by York @Large	Gill Cooper		330	301	actual				340	350	360		
CYP11.8 (PA1)	No. pupils taking instrumental with A&C service in school (DfES return in Feb)	Gill Cooper	2501	2244	2356	actual	2356			2600	2650	2675		
			2500	2500	2550	profile	2300	2350	2300					
EDE5.1 (LY12)	Percentage of respondents (Talkabout Survey) who see York as 'cosmopolitan, vibrant.	Gill Cooper		42.5%	42.5%	actual				45.0%	50.0%	55.0%		
					47.5%	profile								
EDE5.2	Number of high quality events in the city supported by York@Large	Gill Cooper		180	47.5%	actual				184	188	192		
						profile								
SSC12.1	Number of new festival/event activities designed to target communities with low participation rates	Gill Cooper				actual				30	34	38		
						profile								
SSC12.2 (LY11)	Number of visits to www.yorkfestivals.com	Gill Cooper		18691	33714	actual	10193			20000	25000	30000		
				6880	7568	profile	9000	10150	18000					
PA2a	No. of pupils in ensembles at PAC (DfES return at the end of spring term)	Gill Cooper	478	368	479	actual	479			440	500	540		Slightly lower than predicted. However the Young People's arts officer is now in post and will be undertaking work for a relaunch of the centres in January 2008
			550	410	410	profile	500	510	430					
PA2b	No. of pupils in Arts service supported ensembles	Gill Cooper		175	100	actual	100			230	250	260		As we are moving towards KS2 provision through whole class teaching this target may have to be reviewed.
				200	200	profile	180	130	130					
PA3	% of all schools having a 'Live Arts Week' workshop	Gill Cooper	75%	84%	72%	actual				85%	85%	85%		
			85%	85%	85%	profile								
LA1	No. of Community Arts initiatives supported by the Arts & Culture Service.	Gill Cooper	232	284	322	actual	152			230	230	230		Full team in post, including an events assistant
			110	248	230	profile	120	180	220					
LA2a	No of events in the city supported by the Arts & Culture Service	Gill Cooper	233	212	N/A	actual	118			269	270			Full team in post, including an events assistant
			120	244	256	profile	To be set							
LA2b	No. of those events that are new (re LA2a)	Gill Cooper	49	126	175	actual	51			50	50	50		Full team in post, including an events assistant
			40	51	50	profile	45	46	47					
LA3b	No of performances and attendances at Theatre Royal (Quarterly collection)	Gill Cooper	452 (137368)	486 (142073)	750 (149,355)	actual	212 (34,000)			520 (145800)	520 (148000)	400		
			450 (140000)	504 (140200)	520 (143,000)	profile	150 (36,000)	240 (50,500)	375 (100,100)					
LY13	Number of new festivals/event activities	Gill Cooper			3	actual				2	2	2		
					2	profile								
VJ8B	Ensuring that tourism through First Stop York continues to make a major contribution to the York economy: total visitor spend across the tourism industry per annum. (Actuals and targets relate to 2 year prior than the year it is shown in)	Gill Cooper	£283.6m	£311.8m	N/A	actual								
				£270m	£270m	profile								
VJ8C	Ensuring that tourism through First Stop York continues to make a major contribution to the York economy: maintain a minimum number of annual jobs at (Actuals and targets relate to 2 year prior than the year it is shown in)	Gill Cooper	8681	9561	N/A	actual								
				9000	9000	profile								

Any PI No. that is shown in yellow indicates that this PI is a Local Area Agreement PI

PI is lower than the lower quartile mark when comparing to available Quartile information for that year

PI is higher than the upper quartile mark when comparing to available Quartile information for that year

Actual is better than the profile by the tolerance factor

Actual is worse than the profile by the tolerance factor

O3/P5 Indicates that this PI appears as a Key PI in the CYPP 2007/10 and or supports a Corporate Priority

Section B: Budget

<u>Arts & Culture (Education)</u>		2007/08 Latest Approved Budget	
	£000		£000
2007/08 Original Estimate (Net Cost)	354	Employees	1,046
<u>Approved Changes:</u>		Premises	18
		Transport	15
		Supplies & Services	98
		Miscellaneous:	
		Recharges	39
		Delegated / Devolved	0
		Other	0
<u>Director's Delegated Virements:</u>		Capital Financing	0
• Allocation of residual budgets following Arts & Culture restructure	+ 1	Gross Cost	1,215
		Less Income	860
2007/08 Latest Approved Budget (Net Cost)	355	Net Cost	355

Significant Variations from the Approved Budget:	
• No significant variations to report.	
Projected Net Outturn Expenditure	355
Overall Net Variation from the Approved Budget	0
Percentage Net Variation from the Approved Budget	0%

Service: Sport and Active Leisure
Service Manager: Jo Gilliland

Section A: Service Plan Initiatives and Actions

1. Achievements.


- Work around **Strategy and planning** for sport continues to reap the benefits for York. 2 new community use agreements (Robert Wilkinson and Derwent primaries) have been set up for community access to primary school sports facilities, Active York has received approval for Community Investment fund projects from North Yorks Schools and Yorkshire Sports Board, and we have hosted a successful Department for Culture, Musuem and Sports (DCMS) visit in recognition of our health related work and the work of Active York. Additionally, the policy planning guidance 17 audit work has been completed, giving a picture of the level and quality of provision of open spaces in the city. This is consistent with the playing pitch audit work we have previously undertaken. Work is now ongoing on setting recommended standards for level and quality of provision, which will be incorporated into future planning documents. In line with this, we have issued 2 grants from section 106 funding for sports facility improvements, one for accessible facilities to aid disabled sports people and the other to assist a club who have been promoted but could not afford the facilities that their new league demanded. All of this work is consistent with the strategic plans for Active York
We continue to prepare our own **leisure facilities** for major development during the coming months. A planning application has now been submitted for the new community pool at Oaklands and work is underway to develop suitable management structures which will integrate existing facilities, the new York High School and the needs of the pool. Work has also begun on a £800k maintenance programme for Yearsley Pool, including the replacement of roof and wall claddings, ventilation, plant and filtration equipment, toilet and shower facilities, floor surfaces around the pool and external improvements to include disabled parking. It is anticipated that the pool will reopen by Monday 29 October 2007. Operationally, we continue to review the new Swim York teaching syllabus after its first term of use, through a new development and monitoring group. We have also developed a bespoke GP referral scheme at Oaklands in conjunction with the PCT, which is running at 80%capacity and being well received. We now fulfilled the criteria lied down by the IFI (Inclusive Fitness Initiative) in the aim to qualify for the IFI Award to become an accredited IFI gym facility. We just await there letter of approval.
- **Physical activity and community sport** continues to support the voluntary sports sector as well as the needs of the casual participant. Another 3 voluntary sports clubs have attained chartermark accreditation, (with 3 more starting work on the award) and we are continuing to develop school, and community links to these clubs. In May, 200 young people from York took part in the North Yorkshire Youth games. Voluntary clubs continue to be supported by service level agreements and 3 have been awarded to sports groups. The physical activity co-ordinators have made significant progress in offering opportunities for adults to become active. There is now a permanent chair based exercise instructor at Oaklands running classes for 17 new participants, 12 coaches and instructors have been trained through the inclusive fitness initiative and the Mencap "get together" scheme. A work based physical activity project to encourage teachers to get active has begun within schools in the 2 school sports partnerships (SSP's) and a partnership with Sure start is encouraging hard to reach groups of young mums to engage in dance and physical activity. The Disability coach has also facilitated a wealth of new activities for this targeted group including adult and junior boccia clubs working towards Special Olympics registration, soccability at copmanthorpe, tennisability at York tennis club and tagability with the York City knights. A new link to the physiotherapists at York hospital has also been made resulting in a stability and balance session running at Hob moor for young people with special needs.
- Development of PE **and School Sport** continues to make major leaps forward. In conjunction with the SSP's, 90 pupils have participated in a new swim gala, 15 schools and 300 KS1 pupils have taken part in multi skills festival and the Jorvik dance


performance at Theatre Royal involved over 800 pupils to great acclaim. Both school sports partnerships have also completed the annual PESSCL survey and it is anticipated that significant progress will be shown against the key school sports PI's. Other highlights include, 28 teachers attending the City of York (CYC) PE Conference at Oaklands, 60 young people from across the city at the first CYC Gifted and Talented Summer Camp at Oaklands and 9 young people attending the first CYC Disability Gifted and Talented Day at Burnholme Community College. Additionally, 6 schools have had top up swimming with approx 100 pupils receiving additional swimming support - 50% of these pupils can now swim 25metre end of KS2 target, and we have also held 9 teacher training events including 2 swimming courses and a multi skills course.


2. Actions planned but not completed.	Commentary
<ul style="list-style-type: none">• Appointment of 2 community sports coaches• Race for life	Appointments due by Sept Postponed until Aug due to flooding


2007/08 Monitor 1~Sport and Active Leisure ~ Lifelong Learning & Culture


Code	Description of PI	Service Manager	Historical Trend			07/08				08/09	09/10	05/06	PI appears as a Key PI	Reasons/Explanation as to why Monitor 1 target wasn't achieved or exceeded
			04/05	05/06	06/07	actual	1st Monitor (4 mths)	2nd Monitor (7 mths)	3rd Quarter/Term	3rd Mon Target (Whole Year)	Target	Target		
LS21	% visits to council run leisure facilities from NS-SEC classes 6&7 compared with % catchment population in same group	Jo Gilliland				actual								
						profile								
LS22	% visits to council run leisure facilities from 11-19 years compared with % catchment population in same age group	Jo Gilliland				actual								
						profile								
LS23	% visits to council run leisure facilities from BME groups compared with % catchment population in same ethnic group	Jo Gilliland				actual								
						profile								
LS24	% visits to council run leisure facilities from 60+ years compared with % catchment population in same group	Jo Gilliland				actual								
						profile								
LS25	% visits to council run leisure facilities made by disabled people <60 years compared with % catchment population in same group	Jo Gilliland				actual								
						profile								
LS26	Subsidy per visit (£)	Jo Gilliland				actual								
						profile								
LS27	Annual visit per sq m	Jo Gilliland				actual								
						profile								


 Any PI No. that is shown in yellow indicates that this PI is a Local Area Agreement PI

 PI is lower than the lower quartile mark when comparing to available Quartile information for that year

 PI is higher than the upper quartile mark when comparing to available Quartile information for that year

 Actual is better than the profile by the tolerance factor

 Actual is worse than the profile by the tolerance factor

 O3/P5 Indicates that this PI appears as a Key PI in the CYPP 2007/10 and or supports a Corporate Priority



Learning, Culture & Children's Services Service Plan Monitor 1 (1 April –31 July) 2007 – 2008

Service: Education Access Team
Service Manager: Mark Ellis

Section A: Service Plan Initiatives and Actions

1. Achievements.

- **Reducing the number of young people on the Education Otherwise Register** – The high number of permanent exclusions across the City schools during the 2006/07 school year has meant that the number of pupils on the Education Otherwise register (currently 68) remains similar to previous years. The development of alternative education provision has enabled us to increase slightly the amount of educational provision those pupils are receiving.
- The Reintegration Panel has met 6 times during the school year with 30 pupils being allocated new schools as a result of decisions made by the panel.

2. Actions planned but not completed.

- Establish a primary reintegration panel


- Conduct annual secondary anti-bullying survey


Commentary


Work is still being done on establishing a primary reintegration panel. Only two pupils were permanently excluded in York primary schools this year, so although there is no urgency and is having no significant impact, the development of the panel will allow quick decisions to be made when trying to get young people back into school quickly. DMT agreed to cancel this years survey. In its place we are to trial with eight schools an on-line survey. With all schools able to access the on-line survey from January 08


2007/08 Monitor 1 ~ Access ~ Resources Management


Code	Description of PI	Service Manager	Historical Trend			07/08				08/09	09/10	05/06	PI appears as a Key PI	Reasons/Explanation as to why Monitor 1 target wasn't achieved or exceeded.
			04/05	05/06	06/07		1st Monitor (4 mths)	2nd Monitor (7 mths)	3rd Quarter/Term	3rd Mon Target (Whole Year)	Target	Target		
CYP6.1 (PU12)	The proportion of secondary school pupils who have experienced regular bullying (Yr 7 & 8 May survey)	Mark Ellis	6.8%	6.5%	5.1%	actual							O2	
			8%	7%	6.5%	profile				6.4%	6.3%	6.2%		
PU1	No. of pupils permanently excluded in the primary sector	Mark Ellis	2	6	2	actual	2				5	4		
			2	2	5	profile	2		3	5				
PU2	No. of pupils permanently excluded in the secondary sector	Mark Ellis	25	53	44	actual	18							There is concerns about the high number of permanent exclusions in York's secondary schools. A meeting of secondary heads was called in June to discuss this matter and a number of plans/strategies were considered. A behaviour and attendance plan has been developed and this is the first attempt at putting plans in place to reduce the use of permanent exclusions.
			20	20	30	profile	8		19	25	25	20		
PU3	No. of pupils permanently excluded in the special school sector	Mark Ellis	0	0	0	actual	0				0	0		
			0	0	0	profile	0		0	0				
PU4	No. of fixed term exclusions in the primary sector	Mark Ellis	143	214	254	actual	68				180	170		
			240	150	200	profile	63		143	190				
PU5	No. of fixed term exclusions in the secondary sector	Mark Ellis	976	1161	1084	actual	278				700	650		
			800	850	800	profile	250		563	750				
PU6	No. of fixed term exclusions in the special school sector	Mark Ellis	12	21	15	actual	1				15	15		
			60	15	15	profile	5		11	15				
ES9	Percentage of parents satisfied with secondary education in York (based on recorded appeals received for Secondary school placing)	Mark Ellis		99%	99%	actual					99%	100%		
				99%	99%	profile				99%				
EP 15	Percentage of parents satisfied with primary education in York (based on recorded appeals received for Primary school placing)	Mark Ellis		99%	99%	actual					99%	100%		
				99%	99%	profile				99%				
PU8	No. of racial incidents recorded in a year - Information only	Mark Ellis/ Catherine Leonard	39			actual								
			30	43	29	profile								
PU9	No. of complaints received in relation to primary education.	Mark Ellis	24	30		actual								
			30	30	21	profile								
PU10	No. of complaints received in relation to secondary education	Mark Ellis	35	36		actual								
			40	40	22	profile								
PU11	No. of complaints received in relation to special school education	Mark Ellis	1	1		actual								
			2	2	1	profile								


 Any PI No. that is shown in yellow indicates that this PI is a Local Area Agreement PI

 PI is lower than the lower quartile mark when comparing to available Quartile information for that year

 PI is higher than the upper quartile mark when comparing to available Quartile information for that year

 Actual is better than the profile by the tolerance factor

 Actual is worse than the profile by the tolerance factor

 O3/P5 Indicates that this PI appears as a Key PI in the CYPP 2007/10 and or supports a Corporate Priority

Section B: Budget

<u>Access Services</u>		2007/08 Latest Approved Budget	
	£000		£000
2007/08 Original Estimate (Net Cost)	2,969	Employees	404
<u>Approved Changes:</u>		Premises	0
		Transport	2,477
		Supplies & Services	102
		Miscellaneous:	
		Recharges	150
		Delegated / Devolved	0
		Other	0
		Capital Financing	0
<u>Director's Delegated Virements:</u>		Gross Cost	3,134
		Less Income	164
2007/08 Latest Approved Budget (Net Cost)	2,969	Net Cost	2,969

Significant Variations from the Approved Budget:	
<ul style="list-style-type: none"> Overall projected overspend on Home to School transport. This monitor has been prepared before the retendering of transport contracts in time for the Autumn term and is therefore based on the summer term data only. It is not yet known what effect the retendering exercise will have on expenditure. A clearer picture will be available for the second monitor. 	+ 146
<ul style="list-style-type: none"> SEN transport costs have risen significantly over recent years as a consequence of the action being taken to maintain children with SEN within the city rather than make (more expensive) out of city residential placements. Work is currently being undertaken to try and establish if some of the increased SEN transport costs can be charged to the DSG. Under current DSG regulations the authority is able to charge these costs to the Schools Budget (and hence the DSG) where it can demonstrate to the satisfaction of the Schools Forum that an overall budget saving is being achieved. It is reasonable to assume at this stage that a general fund saving of £50k could be achieved in 2007/08. 	- 50
Projected Net Outturn Expenditure	3,065
Overall Net Variation from the Approved Budget	+ 96
Percentage Net Variation from the Approved Budget	+ 3.2%

**Service: LCCS Finance
Service Manager: Richard Hartle**

Section A: Service Plan Initiatives and Actions

1. Achievements.

- Provided detailed training and support to cohort 1 of primary and special schools (on-going)
- Reviewed the training and support provided to secondary schools i.e. did it work?
- Supported the Governance Unit and Education Development Service with Financial Management Standard in Schools (on-going)
- Reconfigured the School Finance team into a School Business Support service
- Produced a cost sharing model for Integrated Children's Centres
- Prepared (in conjunction with the Schools Forum) a response to the consultation document
- Identified the key emerging issues
- Local Management of Schools formula factors reviews – reports considered by the Schools Forum with consultation with all schools now due during the autumn term.

2. Actions planned but not completed.

- Review the Extended Schools governance models (June 2007)
- Agree working protocols for extend schools with School Business Officers (SBOs) and other support service providers (April 2007)

Commentary

Work under way and due for completion in early autumn
Protocols set with SBOs and draft prepared but not yet agreed for other support service providers.

2007/08 Monitor 1~ Finance ~ Resources Management

Code	Description of PI	Service Manager	Historical Trend			07/08				08/09	09/10	05/06	PI appears as a Key PI	Reasons/Explanation as to why Monitor 1 target wasn't achieved or exceeded
			04/05	05/06	06/07		1st Monitor (4 mths)	2nd Monitor (7 mths)	3rd Quarter/Term	3rd Mon Target (Whole Year)	Target	Target		
F7	Primary School Revenue Reserves as a % of Primary School ISB Budget Share	Richard Hartle	11.3% 5% - 10%	8.7% 5% - 9%	7.5% 5% - 8%	actual profile				5% - 8%	5% - 8%	5% - 8%		
F8	Secondary School Revenue Reserves as a % of Secondary School ISB Budget Share	Richard Hartle	3.5% 2% - 5%	2.7% 2% - 5%	2.8% 2% - 5%	actual profile				2% - 5%	2% - 5%	2% - 5%		
F9	Percentage of Schools whose net outturn expenditure is within 10% or £5,000 (whichever is the greater) of their net Start Budget	Richard Hartle		13.7% 50%	14.5% 55%	actual profile				60%	65%	70%		This indicator probably needs to be reviewed for 2008/09. The tolerance, particularly the minimum £5,000 variance allowance, is too low to be a sensible indicator of schools' budget management performance. This has meant that many schools setting breakeven or close to breakeven budgets fail to hit the target despite relatively small outturn variations.
ST5	Percentage of departmental cost centres that outturn within £1,000 or 1% of the approved budget (whichever is the greater), subject to the variation being less than £10,000	Patrick Scott/ Richard Hartle	59%	55.9% 65%	69.4% 70%	actual profile	84.5% 72%			72%	74%	75%		
F10	The quality of LA financial information, including comparative data for schools (Audit Commission School Survey Question 3.31)	Richard Hartle			1.70	actual profile				1.69	1.68	1.67		
F11	Opinion of LA consultation on the planning and review of the budget for children's services (Audit Commission School Survey Question 6.7)	Richard Hartle			1.95	actual profile				1.94	1.93	1.92		
F12	The clarity of the educational rationale behind the school funding formula (Audit Commission School Survey Question 6.8)	Richard Hartle			1.89	actual profile				1.88	1.87	1.86		
F13	The effectiveness of the LA's support to improve resource and financial management in your school (Audit Commission School Survey Question 6.12)	Richard Hartle			1.73	actual profile				1.72	1.71	1.70		
F14	The effectiveness of the LA's support for developing extended schools (Audit Commission School Survey Question 6.19)	Richard Hartle			2.43	actual profile				2.30	2.15	2.00		

Any PI No. that is shown in yellow indicates that this PI is a Local Area Agreement PI

PI is lower than the lower quartile mark when comparing to available Quartile information for that year

PI is higher than the upper quartile mark when comparing to available Quartile information for that year

Actual is better than the profile by the tolerance factor

Actual is worse than the profile by the tolerance factor

O3/P5 Indicates that this PI appears as a Key PI in the CYP 2007/10 and or supports a Corporate Priority

Section B: Budget

<u>Financial Services (LCCS)</u>		2007/08 Latest Approved Budget	
	£000		£000
2007/08 Original Estimate (Net Cost)	1,276	Employees	966
<u>Approved Changes:</u>		Premises	1
		Transport	10
		Supplies & Services	674
		Miscellaneous:	
		Recharges	3,220
		Delegated / Devolved	0
		Other	0
<u>Director's Delegated Virements:</u>		Capital Financing	0
• ICT Temporary Post - Transferred from Support Services Control	- 16	Gross Cost	4,870
		Less Income	3,611
2007/08 Latest Approved Budget (Net Cost)	1,260	Net Cost	1,260

Significant Variations from the Approved Budget:	
• Vacant posts and increased income as a result of schools buying more from the school business support service.	- 40
• Higher than expected interest income on negative school centrally held balances.	- 25
• Net amount of all other minor variations in expenditure and income.	- 10
Projected Net Outturn Expenditure	1,185
Overall Net Variation from the Approved Budget	- 75
Percentage Net Variation from the Approved Budget	- 6.0%

Service: Human Resources (HR)
Service Manager: Jo Sheen / Mark Bennett

Section A: Service Plan Initiatives and Actions

1. Achievements.

- Pay & Grading Review – The process of Job Evaluation is largely complete. Part of the overall review will require implementation of a significant number of Generic Job Descriptions and a process for doing this is currently being developed for School and Directorate staff. This process will include assigning a large number of school support staff into one of the 5 Admin/Finance roles, which the HR team have developed.
- Pay & Grading Review – Communication to School Support staff on progress of the review continues, with the LCCS HR team contributing to the content of the messages and the method of delivery.
- Extended Schools – Members of the HR Team have been designated as contact points for dealing with queries which arise out of extended school activities. HR continue to work in partnership with the LCCS Finance Team.
- Management of Change – HR staff have supported the process of recruitment for three Assistant Director vacancies.
- Management of Change – Following approval from EMAP, HR have supported Assistant Director's and Service Managers to implement the changes to the LCCS directorate structure.
- Management of Change – Following approval from DMT, HR have supported changes to the structure and Senior Manager pay for staff at Danesgate Pupil Referral Unit.
- Improve HR Admin systems – Improvement timetable progressed. HR Administration processes of appointments and changes to contract have been streamlined to minimise associated paperwork for schools and services.
- Improve HR Admin systems – Consultation with potential users of the HR Admin manual underway and suggested comments and amendments are being incorporated into the final version of the manual. A training package to support the launch of the manual is being developed.
- Management of sickness absence – Work underway to obtain reliable quality management information, which will allow the HR team in identifying particular problem areas which can then be focused upon.

2. Actions planned but not completed.

- Extended Schools Provision – focused HR support
- Management of sickness absence

Commentary

No significant work required to date.

Have not yet been able to obtain reliable management information which will support the work of the HR team in this area.

2007/08 Monitor 1 ~ Human Resources ~ Resources Management

Code	Description of PI	Service Manager	Historical Trend			07/08				08/09	09/10	05/06	PI appears as a Key PI	Reasons/Explanation as to why Monitor 1 target wasn't achieved or exceeded
			04/05	05/06	06/07		1st Monitor (4 mths)	2nd Monitor (7 mths)	3rd Quarter/Term	3rd Mon Target (Whole Year)	Target	Target		
HR1	Completion of contractual documentation within statutory time limits	Jo Sheen		55%	66%	actual	73%			100%	100%	100%		Due to the high volume of contracts and other work priorities, this monitors target was not met. Also there are concerns over the accuracy of the analysis report - this is being investigated further.
				100%	100%	profile	100%	100%	100%					
HR3	AC Schools Survey response to question re: Local Q6 - The effectiveness of HR administrative services, including the issuing of contracts of employment to staff	Jo Sheen	2.46	2.5	2.64	actual				2.00	2.00	2.00		
				2	2.00	profile								
HR4	Employment Tribunal cases successfully defended or settled for "nuisance value" only	Jo Sheen		100%	100%	actual				100%	100%	100%		
				100%	100%	profile								
HR7	AC Schools Survey response to question re: Local Q5 - The quality of professional HR personnel advice and casework	Jo Sheen	1.9	1.46	2.18	actual				2.00	2.00	1.50		
				2	2.00	profile								
ST1	% of Appraisals (PDRs) completed as a percentage of all eligible directorate staff	Patrick Scott/ Jo Sheen		94%	90%	actual				100%	100%	100%		
				100%	100%	profile		100%						
SK1	Days lost through sickness for all the LCCS (inc schools)	Patrick Scott/ Jo Sheen	10.96	9.01	9.96	actual								
						profile								

Any PI No. that is shown in yellow indicates that this PI is a Local Area Agreement PI

PI is lower than the lower quartile mark when comparing to available Quartile information for that year

PI is higher than the upper quartile mark when comparing to available Quartile information for that year

Actual is better than the profile by the tolerance factor

Actual is worse than the profile by the tolerance factor

O3/P5 Indicates that this PI appears as a Key PI in the CYPP 2007/10 and or supports a Corporate Priority

Section B: Budget

<u>Human Resources</u>		2007/08 Latest Approved Budget	
	£000		£000
2007/08 Original Estimate (Net Cost)	606	Employees	496
<u>Approved Changes:</u>		Premises	0
		Transport	1
		Supplies & Services	54
		Miscellaneous:	
		Recharges	30
		Delegated / Devolved	36
		Other	15
<u>Director's Delegated Virements:</u>		Capital Financing	0
		Gross Cost	632
		Less Income	26
2007/08 Latest Approved Budget (Net Cost)	606	Net Cost	606

Significant Variations from the Approved Budget:	
• Increased costs of staff undertaking Trade Union duties	+ 13
• Staff vacancies within school crossing patrols.	- 13
• Net amount of all other minor variations in expenditure and income.	+ 2
Projected Net Outturn Expenditure	608
Overall Net Variation from the Approved Budget	+ 2
Percentage Net Variation from the Approved Budget	+ 0.3%

Service: ICT Client Services (ICT)

Service Manager: Laura Conkar

Section A: Service Plan Initiatives and Actions

1. Achievements.

- Successfully rolled out remote access to email in schools enabling teachers to access school email from home.
- The Service supported English Martyr's/Our Lady's ICT Federation bid procurement.
- Upgraded 4mbs SuperJanet connection to 10mbs to improve number of concurrent videoconferencing calls which can be sustained through the United Kingdom Education and Research Network Association videoconferencing service.
- Filtered broadband installed in Children's Home (19 Wenlock Terrace) to support young people's study.
- Began recruitment for a one-year temporary post for the Service to manage the increase in number of users requiring ICT services.
- List of Official Journal of the European Union accredited cabling suppliers now available as a result of partnership with North Yorkshire. This will speed up the procurement process on major building projects requiring cabling.
- Negotiating novation of the data and telecoms contract with Sewell's at the Public Finance Initiative schools to enable the Local Authority to approach a support provider directly therefore ensuring saving in the costs of these service's.
- St Lawrence's School/Children's Centre – Project management of IT & phone aspects of children's centre development. Quotes obtained for relocation of existing infrastructure prior to amalgamation of new build - Ongoing
- New Earswick School/Children's Centre – Project management of IT & phone aspects of build. Completed redesign of comms rooms and IT/phone moves required in phase 1 of build. Continued management of IT aspects of phase 2 including move and integration of New Earswick Library IT elements - Ongoing
- York High – Project managed the decant and IT install for completion Sept 2007 to the Dijon Avenue site. Service continues to provide IT consultancy for design and spec of new school and to chair IT group meetings.
- Jo Row – consultation and advisory role supporting the ICT procurement/integration in the project
- Danesgate – Project managing IT and Phone provision to connect new build to existing infrastructure - Ongoing
- Central Library – coordination of the contractors required to relocate public access PCs to the main floor of the library.
- Acomb Library –relocation of IT infrastructure and ensuring stability of Broadband core infrastructure during rebuild of library - Ongoing
- Tang Hall School/Children's Centre – Project managing IT & Phone aspects of Children's Centre development - Ongoing
- Supporting Children Centre Managers with new IT procurements in particular temporary move to 23 Burton Green.
- Investigating secure options for transfer of data between Youth Offending Team and the Youth Justice System, including options for the Crypto device, and eventual use of the Government Connect network secure mail infrastructure.
- Supporting provision of an online voting system to facilitate election of a children's champion.
- Continuing to provide opportunities for dialogue with our clients through the strategic education IT meeting and the operational Broadband meetings.
- The service has continued to provide IT Directorate duties in the form of new user requirements/deletions/transfers and IT requisitions, and to provide information to the directorate and coordinate the IT bid process. We are supporting the new round of IT bids – 13bids have been proposed

2. Actions planned but not completed.

- Second phase of remote access (virtual private network to school network), which requires entrust authentication is being piloted at Fulford Secondary.
- Videoconferencing gateway has been installed at the core but has not been tested yet.
- Refresh of IT strategy document for the Directorate

Commentary

Once the pilot is complete the service, will be rolled out to schools requiring the service.

The gateway will be tested over the summer. Schools wishing to use this service will require H323 compliant videoconferencing devices.

Section B: Budget

<u>ICT Client Services</u>		2007/08 Latest Approved Budget	
	£000		£000
2007/08 Original Estimate (Net Cost)	235	Employees	92
<u>Approved Changes:</u>		Premises	0
		Transport	2
		Supplies & Services	1,088
		Miscellaneous:	
		Recharges	- 52
		Delegated / Devolved	0
		Other	0
<u>Director's Delegated Virements:</u>		Capital Financing	0
• ICT Temporary Post - Transferred from Support Services Control	+ 16	Gross Cost	1,130
		Less Income	879
2007/08 Latest Approved Budget (Net Cost)	251	Net Cost	251

Significant Variations from the Approved Budget:	
• No significant variations to report.	
Projected Net Outturn Expenditure	251
Overall Net Variation from the Approved Budget	0
Percentage Net Variation from the Approved Budget	0%

Service: Management Information Service (MIS) Service Manager: Yasmin Wahab

Section A: Service Plan Initiatives and Actions

1. Achievements.

- The use of the performance management software system (QPR) has been reviewed and the decision taken to continue using the excel based PI system.
- Work to support the Library Services around performance management information, PIs and information systems has successfully been completed. The Access service has now been identified as our next service to support.
- Presentation/workshop for service and group managers (16th April) on using data for self-evaluation has been carried out.
- ICT project officer post, which will support the preparation for Contact Point, has been filled and the post holder will start in mid August.
- The implementation of the core Pupil Social Services (PSS) modules into the Pupil Database is underway. The Exclusions module is due to go live in September 07. An Information Technology (IT) bid to purchase further PSS modules submitted at the end of July 07.
- Data protection refresher training for the whole team has been completed by Rob Beane.
- The use of Common Transfer Files (CTFs) by schools has improved from our targeted monitoring of schools.
- Initial project plan created for migration of Integrus schools (Primary) to new Management Information system. IT bid submitted for a business appraisal from IT. List of Becta compliant systems drawn up. Initial talks held with a number of Local Authority sections that have direct contact with schools
- Cost/benefit analysis of increasing the frequency of pupil data collections from schools has been completed. An IT bid has been submitted to procure Group Call to collect data from schools.
- RAISEonline report training sessions and support has been successfully completed for Education Development Service (EDS) advisers and schools.
- Question level analysis project for Key Stage (KS) 2007 been reviewed and the project is now well under way with 96% of primary and junior schools taking part this year. KS3 2007 project has been reviewed with EDS, and is also well under way.
- Review of support for P scale and Performance Indicators Value Added Target Setting (PIVATS) data collection with the potential to takeover support has been undertaken. MIS will support the P scale collection and the Special Educational Needs team will support the P scale collection.
- Section on school performance outcomes for the school categorisation document has been written.
- Work has started to support the Pupil Referral Unit to improve their data systems and use of pupil's performance information.

2. Actions planned but not completed.

- Pilot 'mock data inspections' of services/initiatives in line with the Joint area Review (JAR) framework of inspections.
- Update Information Strategy for department
- Further develop analyses of school attendance data and its relationship to pupil performance using the termly collection of attendance data from schools.
- Establish a core set of vulnerable/underperforming pupils and carry out regular monitoring and evaluation across a range of indicators.
- Produce MIS development handbook

Commentary

Mock data inspections will now not take place. The role of MIS in supporting the directorate for JAR has changed. During the Autumn term we will support specific service managers to ensure they have the relevant information and info tools for JAR. Limited work done this term due to staff resource issues. New deadline of December 2007 Ongoing. Initial meetings held with EDS to discuss analysis ideas. Further work required.

Limited work done this term due to vacant post.

Delayed due to staff resources

Section B: Budget

<u>Management Information Service</u>		2007/08 Latest Approved Budget	
	£000		£000
2007/08 Original Estimate (Net Cost)	269	Employees	292
<u>Approved Changes:</u>		Premises	0
		Transport	3
		Supplies & Services	8
		Miscellaneous:	
		Recharges	0
		Delegated / Devolved	0
		Other	0
<u>Director's Delegated Virements:</u>		Capital Financing	0
		Gross Cost	304
		Less Income	35
2007/08 Latest Approved Budget (Net Cost)	269	Net Cost	269

Significant Variations from the Approved Budget:	
• No significant variations to report.	
Projected Net Outturn Expenditure	269
Overall Net Variation from the Approved Budget	0
Percentage Net Variation from the Approved Budget	0%

Service: Planning and Resources
Service Manager: Maggie Tansley

Section A: Service Plan Initiatives and Actions

1. Achievements.

- Updated version of the Schools' Asset Management Handbook prepared and to the printer in time to have the Handbook ready for the new academic year
- Standard documents for school travel plans, sustainability statements and access statements, clearly setting out the aims of reducing car travel, improving sustainability and Building Research Establishment Environment Assessment Model scores and making school buildings accessible to all, have been prepared and are in use
- Three Integrated Children's Centres operational with the remaining five progressing and on target for building work to be complete by the Spring of 2008
- Construction of the Skills Centre at Danesgate, to offer vocational training to 14-16 year olds, is advanced and due for completion by Autumn 2007
- Work on the approved Capital Programmes for Education, Extended Schools and Schools Access Initiative progressing to programme
- Federations at English Martyrs/Our Lady's and Clifton Without/Rawcliffe supported by successful bids to Department for Children, Schools and Families (DCSF) Targeted Capital Funding
- Progress on the new school development of Joseph Rowntree School under the BSF One-School Pathfinder programme to programme, with the Outline Business Case approved by DCSF and the Invitation to Tender to be completed by September 2007

2. Actions planned but not completed.

Commentary

Support colleagues to deliver healthy school meals

Kitchens surveyed for condition, more detailed work on suitability to be completed by March 2008 with a rolling programme of improvements developed from that information

Make the best use of school buildings to serve the needs of communities

Condition surveys underway for all schools as a basis for the creation of a 7 year planned maintenance programme to be in place by Spring 2008

Transform secondary education in the west of the city

Planning permission for both York High and Manor School obtained, designs approved, constructor appointed and building work programmed to start Autumn 2007

Work with secondary schools to support capital investment in vocational programmes of learning

Work with 14-19 Advisor and LSC to develop a City-wide vocation training strategy ongoing

Prepare for Secondary Building Schools for Future (BSF) programme

Work with colleagues and schools to develop a city wide school strategic master plan for the delivery of the BSF programme awaiting updated survey results, expected to be finalised autumn 2007

2007/08 Monitor 1 ~ Resources and Planning ~ Resources Management

Code	Description of PI	Service Manager	Historical Trend				07/08				08/09	09/10	05/06	PI appears as a Key PI	Reasons/Explanation as to why Monitor 1 target wasn't achieved or exceeded
			03/04	04/05	05/06	06/07		1st Monitor (4 mths)	2nd Monitor (7 mths)	3rd Quarter/Term	3rd Mon Target (Whole Year)	Target	Target		
CYP2.3 (P3)	% of pupils taking a school meal in primary schools	Maggie Tansley	38.1%	35.6%	37%	34.0%	actual	35.8%			34%	35%	36%		We have been working hard to promote meals and it seems to be working! However, not to blow our own trumpet so hard, perhaps the bad weather contributed to keeping children on hot meals rather than packed lunches!
			35%	38%	35%	33%	profile	32%	33%	34%					
P8	Percentage of primary schools with 25% or more of their places unfilled	Maggie Tansley	22.2%	14.8%	12.9%	14.8%	actual				13%	12%	11%		
			18%	18%	16%	14%	profile								
P9	Percentage of secondary schools with 25% or more of their places unfilled	Maggie Tansley	18.2%	9.1%	9.1%	18.2%	actual				10.0%	10.0%	1100.0%		
			9.1%	18.2%	9.1%	9.1%	profile								
P10	Percentage of primary schools oversubscribed (@ PLASC)	Maggie Tansley	20.3%	18.5%	22.2%	14.8%	actual				18%	16%	15%		
						20.0%	profile								
P11	Percentage of secondary schools oversubscribed (@ PLASC)	Maggie Tansley	18.1%	45.4%	36.3%	54%	actual				20%	20%	20%		
						27%	profile								
P12	Percentage of schools with an A rating recording the unsuitability to teach the curriculum (bi-annual survey)	Maggie Tansley			35.4%	N/A	actual				25.0%		20%		
							profile								
P6	The percentage of primary classes with more than 30 pupils in Years 3 to 6 (Information only)	Maggie Tansley	22.7%	22.5%	21.3%	19.0%	actual								
			21%	20%	20%		profile								
P1	Percentage of primary classes with more than 30 children for Reception to Year 2 inc	Maggie Tansley	2.8%	3.9%	4.0%	1.0%	actual				0%	0%	0%		
			0%	0%	0%	0%	profile								
P2	Number of recorded defaults raised during school meals monitoring	Maggie Tansley	8	2	0	0	actual	0			4	4	4		Catering staff maintain high standards through training. In many schools they are becoming more integrated into the 'whole school team' and feel valued and respected more than ever before.
			4	10	3	5	profile	1	2	3					
P4	Numbers of schools (in contract) not getting 95% pass rate for school cleaning	Maggie Tansley	16	24	27	23	actual	11			30	25	20		
			12	14	24	22	profile	12	22	30					
P5	Nos. of schools with a D rating recorded for any condition element	Maggie Tansley	4	14	3	1	actual	N/A			3	2	2		Conditions surveys have been carried out, but due to a contractual dispute with the contracted surveyors no results are available as yet.
			6	4	4	3	profile	3	3	3					

Any PI No. that is shown in yellow indicates that this PI is a Local Area Agreement PI

PI is lower than the lower quartile mark when comparing to available Quartile information for that year

PI is higher than the upper quartile mark when comparing to available Quartile information for that year

Actual is better than the profile by the tolerance factor

Actual is worse than the profile by the tolerance factor

O3/P5 Indicates that this PI appears as a Key PI in the CYPP 2007/10 and or supports a Corporate Priority

Section B: Budget

<u>Planning & Resources</u>		2007/08 Latest Approved Budget	
	£000		£000
2007/08 Original Estimate (Net Cost)	382	Employees	453
<u>Approved Changes:</u>		Premises	18
		Transport	5
		Supplies & Services	135
		Miscellaneous:	
		Recharges	-124
		Delegated / Devolved	0
		Other	0
<u>Director's Delegated Virements:</u>		Capital Financing	0
		Gross Cost	487
		Less Income	104
2007/08 Latest Approved Budget (Net Cost)	382	Net Cost	382

Significant Variations from the Approved Budget:	
• Business Support is predicting underspends on directorate wide photocopying, postage and accommodation budgets.	- 20
Projected Net Outturn Expenditure	362
Overall Net Variation from the Approved Budget	- 20
Percentage Net Variation from the Approved Budget	- 5.2%